

OUTBOARD, FUEL FITTINGS, TANKS & ACCESSORIES 09

FUEL TANKS & ACCESSORIES

Marine Jerry Cans.....	9.02
Replacement Jerry Can Parts.....	9.02
Duramax Portable Refueling Kit.....	9.02
Siphon Jigglers.....	9.03
Below Deck Fuel Tanks.....	9.03
Portable Fuel Tanks.....	9.03 - 9.04
Above Deck Fuel Tanks.....	9.04
Fuel Tank Accessories.....	9.03
Tank Level Senders.....	9.06 - 9.07
Tank Level Gauges.....	9.06 - 9.07
Tank Level Sender Adaptors.....	9.06

FUEL LINES, CONNECTORS & FILLERS

Outboard Fuel Hoses.....	9.05
Primer Bulbs.....	9.05
Fuel Lines and Assemblies.....	9.05
Connectors.....	9.08 - 9.09
Water Separating Fuel Filters.....	9.10 - 9.11
Fuel Filter Replacement Parts.....	9.11
Marine Oil Filters.....	9.11
Fuel Filter Wrench.....	9.11

OUTBOARD ACCESSORIES

Motor Flushers.....	9.12
Flush Mixer.....	9.12
Rigging Hose.....	9.12
Fluid/Oil Extractors.....	9.12
Pumps.....	9.12
Outboard Rigging Hose & Flanges.....	9.12
Motor Wedges.....	9.13
Motor Trolleys.....	9.13
Brackets.....	9.13
Tiller Extensions.....	9.13
Spark Plugs.....	9.14



Marine Jerry Cans



These plastic jerry cans are fully approved and have the AS2906 Australian standards approval stamped into each can.

- Made from high-density, unbreakable polyethylene they are rustproof, crush-resistant, non-corroding.
- Flexible self-venting spout with inner sealing cap.
- Extra large handle for easy pouring
- Wide body to ensure stability.

Child-resistant closure cap (CRC)



Red for Petrol



Yellow for Diesel

Part No.	Colour	Type	Capacity (L)	Dimensions L x W x H (mm)
JPW2122	Red	Petrol	5	215 x 255 x 250
JPW2123	Red	Petrol	10	285 x 195 x 300
JPW2124	Red	Petrol	20	355 x 240 x 370
JPW2128	Yellow	Diesel	20	355 x 240 x 370
JPW2125	Red	Petrol	25	355 x 240 x 430

Replacement Jerry Can Parts



Replacement part kits for Scepter self-vented fuel cans.



Stopper



Vent Cap



Screw Cap



Flexible Spout

Part No.	Type	Kit Contains
JPW2158	3-piece Kit	3x Stoppers
JPW2155	3-piece Kit	Screw Cap, Stopper & Vented Cap
JPW2154	4-piece Kit	Screw Cap, Stopper, Vented Cap & Stop Flow Flexible Spout

Marine Jerry Cans - Military Style



Made from virtually indestructible high-density, lightweight, polyethylene plastic that is rustproof, crush-resistant and non-corroding.

- Cap with inner sealing cap, and flexible self-venting spout.
- Fully approved with the AS2906 Australian standards approval stamped on each can.
- Extra rear vent for increase flow rate and extra large handle for easy pouring.

Child-resistant closure cap (CRC)



JPW2126



JPW2127



JPW2129

Part No.	Colour	Type	Capacity (L)	Dimensions L x W x H (mm)
JPW2126	Red	Petrol	20	330 x 180 x 470
JPW2127	Yellow	Diesel	20	330 x 180 x 470
JPW2129	Blue	Water	20	330 x 180 x 470

Duramax Portable Refueling Kit



The Duramax fluid transfer siphon pump and patented Flo 'n' Go hand pump provide the only refilling and fluid transfer system you'll ever need. With environmentally responsible features, stopping accidental spills and overfilling, providing safer transfer for you and the ecosystem.

- Composed of a durable, high-density polyethylene in vibrant red for use with petrol, diesel or kerosene fuels.
- Complete with a Flo 'n' Go hand pump, spiral hose with overlap to prevent kinking and bolt-on hanger for convenient hose storage.
- Quickly refuels, using a UL approved, mechanically vented fill cap.
- Fluid transfer on level surface with minimal priming.
- Ergonomically designed, heavy-duty top handle with extra deep unit handhold for transport.
- Recessed grooves provide nuisance-free strapping location for safer transport.
- Dual mechanical shut-off valves, at both tank and hose, for spill-proof Flo 'n' Go disconnection.
- Meets D.O.T and UN transportation requirements.



Part No.	Hose Length (m)	Wheel Size (mm)	Capacity (L)	Dimensions L x W x H (mm)
JPW2150	3.05	152	53	400 x 320 x 850

Siphon Jiggers

This easy to use siphon jiggler can be used for the boat, car, industrial and around the home.

- The hose is anti-static and petrol resistant.
- Comes with brass head for longer life.

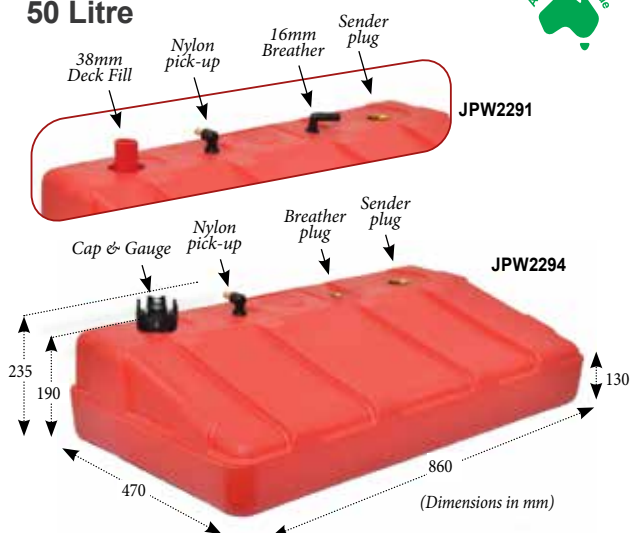


Part No.	Diameter (mm)	Length (m)
JPW1708	12.5	1.5
JPW1709	20	2

New Era Plastic Fuel Tanks

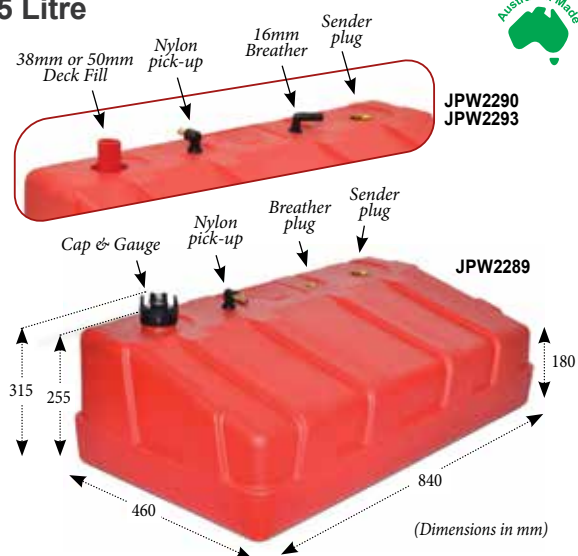
High quality below deck fuel tanks constructed from high-density polyethylene resin, suitable for carrying petrol fuel only.

50 Litre



Part No.	Tank Type	Capacity (L)
JPW2291	38mm Deck Fill / 16mm Plastic Breather	50
JPW2294	Cap & Gauge / Breather Plug	50

75 Litre



Part No.	Tank Type	Capacity (L)
JPW2289	Cap & Gauge / Breather Plug	75
JPW2290	38mm Deck Fill / 16mm Plastic Breather	75
JPW2293	50mm Deck Fill / 16mm Plastic Breather	75

Portable Fuel Tanks - Topside

Universal portable fuel tanks that meet ISO13591 International standards. These tanks are made from strong polyethylene plastic that won't chip, crack or rust. Includes a pickup tube and threaded tank fitting that suits standard fuel tank fittings.

- **Not to be used with diesel or ethanol blended fuel.**



Part No.	Type	Capacity (L)	Dimensions L x W x H (mm)
JPW2253	Tank with Cap & Gauge	22.7	590 x 290 x 230
JPW2254	Tank with Cap Only	11.3	350 x 255 x 235

Vented Fuel Cap

This replacement vented cap suits New Era or Easterner Topside portable fuel tanks.

- Internal thread: \varnothing 52mm.


Part No.
JPW2538



Cap and Gauge Combo

Cap and gauge with breather vent to suit Easterner Topside portable fuel tanks.

Part No.
JPW2541



Plastic Fuel Tank Pick-Up Elbow Assembly

Fuel pick-up designed for use with Easterner Topside portable fuel tanks.

Part No.
JPW2251



Vented Fuel Cap

Manual Vent Cap designed to fit Scepter fuel tanks and most other brands.

- Internal thread: \varnothing 58mm.

Part No.
JPW2600



Neptune Fuel Tanks



Made from tough, lightweight, non-corrosive high density polyethylene that won't crack, chip or corrode. These tanks are easy to carry and stow. Supplied with a vented fuel cap and universal 1/4" NPT fuel pick-up/ adaptor.

- Suitable to carry petrol, diesel and ethanol blended fuel.
- Meets ABYC standards.
- ISO and CSA certified.



JPW2131

JPW2132

Part No.	Type	Capacity (L)	Dimensions L x W x H (mm)
JPW2131	Tank with Cap Only	11.4	430 x 266 x 203
JPW2132	Tank with Cap Only	22.7	520 x 330 x 255
JPW2600	Replacement Vented Cap		

Portable Fuel Tanks



High quality marine grade fuel tanks, fully approved to AS2906 Australian standards. These tanks are made from tough, lightweight, non-rusting, high density polyethylene. Supplied with a and either a vented fuel cap or vented cap gauge.

- Easy to carry and easy to stow, safe and sturdy.
- Suitable to carry petrol, diesel and ethanol blended fuel.
- Meets ABYC standards and ISO/CSA certified.



JPW2135

JPW2136

Part No.	Type	Capacity (L)	Dimensions L x W x H (mm)
JPW2135	Tank with Cap & Gauge	12	362 x 260 x 228
JPW2136	Tank with Cap & Gauge	25	546 x 355 x 225
JPW2600	Replacement Vented Cap		

Underseat Portable Fuel Tanks



These compact, portable fuel tanks will fit comfortably under seats. Supplied complete with vented cap and combination fuel pick-up with sight gauge that accepts standard 1/4" NPT marine tank fittings.

- Made from UV stabilised, high density polyethylene for long life.
- Molded feet provide increased ventilation and stability.
- Suitable to carry petrol, diesel and ethanol blended fuels.



JPW2152

JPW2153

Part No.	Type	Capacity (L)	Dimensions L x W x H (mm)
JPW2152	Tank with Cap & Gauge	11.4	490 x 310 x 173
JPW2153	Tank with Cap & Gauge	22.7	490 x 310 x 260
JPW2600	Replacement Vented Cap		

Above Deck Fuel Tanks



These quality fuel tanks, both low and high profile, are injected moulded and made from high-density polyethylene with UV stabilised resin.

- Includes a vented fuel cap and an easy-to-read level gauge.
- Suitable to carry petrol, diesel and ethanol blended fuels.
- Universal 1/4" NPT fuel pick-up/adaptor.



JPW2141

JPW2142

Part No.	Type	Capacity (L)	Dimensions L x W x H (mm)
JPW2141	Low Profile	34	582 x 364 x 299
JPW2142	High Profile	45	582 x 364 x 346
JPW2143	Low Profile	45	617 x 460 x 273
JPW2600	Replacement Vented Cap		

Outboard Fuel Hoses

Reinforced fuel hose suitable for outboard fuel lines and portable or above deck mounted tanks.

Note: Not for below deck use as permanent fuel line.



Part No.	Inside Diameter	Roll Length
JPW2501	8mm (5/16")	20m
JPW2502	10mm (3/8")	20m

Primer Bulbs



Black single direction UV stabilised fuel primer bulb.

Suitable to use with petrol (not recommended for use with diesel or ethanol blended fuel).



Part No.	Bulb Size	Suits Hose Size
JPW2411	Small	5/16" (8mm)
JPW2413	Large	3/8" (10mm)
JPW2415	Large	5/16" (8mm)



Packaged

Primer Bulb EPA - Large



Large sized UV stabilised fuel primer bulb with hose barbs and stainless steel steepless clamps.

Suitable to use with petrol, diesel and ethanol blended fuel.



Part No.	Bulb Size	Suits Hose Size
JPW2417	Large	3/8" (10mm)

Premium Primer Bulbs



UV resistant with stainless steel clamps and dual internal check valves to ensure rapid prime while preventing fuel flow back.

Suitable to use with petrol, diesel and ethanol blended fuel.



Part No.	Suits Hose Size
JPW2183	3/8" (10mm)
JPW2184	5/16" (8mm)
JPW2185	1/4" (6.5mm)



Packaged

Fuel Lines 5/16" - Bag Packed



Made from reinforced grey 5/16" (8mm) hose with black primer bulb. Suits OMC and Yamaha motors.



Part No.	Motor Brand	Includes Fittings
JPW2401	Universal	No
JPW2403	OMC (Johnson/Evinrude)	Yes
JPW2407	Yamaha	Yes

Fuel Lines 3/8" - Blister Packed



Made from reinforced grey 3/8" (10mm) hose with black primer bulb. Suits OMC, Mercury, Honda and Yamaha motors.



Part No.	Motor Brand	Includes Fittings
JPW2404	Honda (2001 to current)	Yes
JPW2406	Mercury (1998 to current)	Yes
JPW2408	Yamaha	Yes
JPW2409	Universal	No
JPW2410	OMC Johnson/Evinrude	Yes

Fuel Line Assemblies - 3/8"



Petrol and solvent-resistant construction with stainless steel clamps and O-Ring construction on all fittings ensures tight, leak-free connections.

- Tough, pliable UV-resistant outer hose 203cm length.
- The primer bulb prevents fuel flow back with internal check valve.
- Provides fittings built to strict OEM specifications for replacement parts.



Part No.	Motor Brand
JPW2171	Mercury Mariner Fittings 1998-current - 3/8" Hose
JPW2173	Universal - No Fittings - 3/8" Hose
JPW2174	OMC (Johnson/Evinrude) Fittings - 3/8" Hose
JPW2177	Yamaha Fittings - 3/8" Hose
JPW2179	Universal - No Fittings - 5/16" Hose

Wema Tank Level Senders

Magnetic read switch senders suitable for use wide range of mediums including, diesel, petrol, oil, potable and grey water.

- AISI 316 stainless steel, ignition protected with ISO8846 certification.
- **S3 Threaded:** 1 1/4" BSP thread mounted type with O-ring seals.
- **S5 Flanged:** SAE 5 hole flange mount includes nitrile gasket.
- US 240-30 Ohms or Euro 0-190 Ohms standard.
- Operating voltage: 12/24V
- Longer senders available on request.



S5: 5-Hole SAE Flange

Resistance 240-30 Ohms		Resistance 0-190 Ohms		Length (mm)
Part No.	Model	Part No.	Model	
JPW2542-1	S5-A100	-	-	100
JPW2542-2	S5-A125	-	-	125
JPW2542	S5-A150	JPW2619	S5-E150	150
JPW2543	S5-A175	JPW2620	S5-E175	175
JPW2544	S5-A200	JPW2621	S5-E200	200
JPW2545	S5-A225	JPW2622	S5-E225	225
JPW2546	S5-A250	JPW2623	S5-E250	250
JPW2547	S5-A275	JPW2624	S5-E275	275
JPW2548	S5-A300	JPW2625	S5-E300	300
JPW2549	S5-A350	JPW2626	S5-E350	350
JPW2550	S5-A400	JPW2627	S5-E400	400
JPW2551	S5-A450	JPW2633	S5-E450	450
JPW2552	S5-A500	JPW2634	S5-E500	500
JPW2553	S5-A550	JPW2632	S5-E550	550
JPW2560	S5-A600	JPW2636	S5-E600	600
JPW2567	S5-A650	-	-	650
JPW2568	S5-A700	JPW2635	S5-E700	700
JPW2566	S5-A750	-	-	750
JPW2564	S5-A800	-	-	800
JPW2565	S5-A1000	JPW2631	S5-E1000	1000



S3: 1 1/4" BSP Thread

Resistance 240-30 Ohms		Resistance 0-190 Ohms		Length (mm)
Part No.	Model	Part No.	Model	
JPW2606-1	S3-A100	-	-	100
JPW2606-2	S3-A125	-	-	125
JPW2606	S3-A150	JPW2637	S3-E150	150
JPW2607	S3-A175	JPW2638	S3-E175	175
JPW2608	S3-A200	JPW2639	S3-E200	200
JPW2609	S3-A225	JPW2640	S3-E225	225
JPW2610	S3-A250	JPW2641	S3-E250	250
JPW2611	S3-A275	JPW2642	S3-E275	275
JPW2612	S3-A300	JPW2643	S3-E300	300
JPW2613	S3-A350	JPW2644	S3-E350	350
JPW2614	S3-A400	JPW2645	S3-E400	400
JPW2615	S3-A450	JPW2646	S3-E450	450
JPW2616	S3-A500	JPW2647	S3-E500	500
-	-	JPW2676	S3-E550	550
-	-	JPW2673	S3-E700	700
JPW2618	S3-A800	JPW2674	S3-E800	800
-	-	JPW2675	S3-E850	850
JPW2617	S3-A1000	JPW2649	S3-E1000	1000

Wema Tank Level Sender Adaptors

- **JPW2466** Topside/Underside Flange Kit: Stainless steel flange with 1 1/4" BSP thread, complete with gasket, inner ring and screws.
- **JPW2467** Underside Flange Adaptor: Stainless steel underside flange ring with stainless steel screws. Provides a SAE 5 hole pattern for S5 senders or FL-2 (JPW2468) topside flange adaptor.
- **JPW2468** Topside Flange Adaptor: Nylon topside flange and nitrile gasket for S3 or S3H tank level senders. Fit both to topside of the tank to create 1 1/4" BSP thread. Also features the standard SAE 5 hole pattern.



Part No.	Model
JPW2466	HFL
JPW2467	FLS-U
JPW2468	FL-2

Wema Fuel Level Gauges

- 12V - dropping resistor included for 24V applications.
- Black dial with black plastic bezel or stainless steel bezel.
- Indication range: Empty to Full.
- 52mm cut-out.



Part No.	Resistance (Ohm)	Bezel	Dia (mm)
JPW2582	0 - 190	Black	65
JPW2582-BS	0 - 190	Stainless Steel	56
JPW2580	240 - 30	Black	65

KUS Tank Level Senders

Magnetic read switch sender suitable for use in both fuel and water applications.

- Standard SAE 5 hole pattern.
- 2mm thick FPM gasket.
- 240-33 Ohms.

Part No.	Model	Length (mm)
JPW2476	S5-A150	150
JPW2477	S5-A175	175
JPW2478	S5-A200	200
JPW2479	S5-A225	225
JPW2480	S5-A250	250
JPW2481	S5-A275	275
JPW2482	S5-A300	300
JPW2484	S5-A350	350
JPW2486	S5-A400	400
JPW2487	S5-A450	450
JPW2488	S5-A500	500



Length is measured from the underside of the flange to the base of the shaft.

KUS Fuel Level Gauge

Black dial face plate with black plastic bezel with reinforced anti-fog lens

- Indication range: Empty to Full.
- 240-33 Ohms.
- Voltage: 12/24V


Part No.	Cut-out (mm)	Diameter (mm)
JPW2525	52	60



Mercury Connectors




• Suits Mercury branded engines from 1998 to current.



*1997 engines and older use
Yamaha connect JPW2203


Part No.	Description	Connection
JPW2213	Male Tank Fitting	1/4" NPT Thread
JPW2212	Female Fuel Line Connect - Tank End	10mm Hose
JPW2210	Female Fuel Line Connect - Engine End*	10mm Hose

Yamaha Connectors



Part No.	Description	Connection
JPW2201	Male Tank Fitting	1/4" NPT Thread
JPW2202	Female Fuel Line Connect	8mm Hose
JPW2203	Female Fuel Line Connect	10mm Hose

BRP Johnson/Evinrude Connectors



Part No.	Description	Connection
JPW2195	Male Tank Fitting	1/4" NPT Thread
JPW2196	Female Fuel Line Connect	10mm Hose
JPW2197	Female Fuel Line Connect	8mm Hose

Honda Connectors



Part No.	Description	Connection
JPW2193	Female Tank Connect	10mm Hose

Mercury Connectors



• Suits Mercury branded engines from 1998 to current.



Part No.	Description	Connection
JPW2451	Male Tank Fitting	1/4" NPT Thread
JPW2456	Male Tank Fitting	1/4" NPT Thread
JPW2438	Female Fuel Line Connect - Tank End	8mm Hose
JPW2449	Female Fuel Line Connect - Tank End	10mm Hose
JPW2446	Female Fuel Line Connect - Engine End	10mm Hose

Yamaha Connectors



Part No.	Description	Connection
JPW2573	Male Tank Fitting	1/4" NPT Thread
JPW2455	Male Tank Fitting	1/4" NPT Thread
JPW2446	Female Fuel Line Connect	10mm Hose

Nissan/Tohatsu Connectors 



Part No.	Description	Connection
JPW2578	Male Tank Fitting	1/4" NPT Thread
JPW2447	Female Fuel Line Connect	10mm Hose

Suzuki Connectors 




Part No.	Description	Connection
JPW2577	Male Tank Fitting - Over 75hp	1/4" NPT Thread
JPW2576	Male Tank Fitting - Under 75hp	1/4" NPT Thread
JPW2441	Female Fuel Line Connect - Under 75hp	8mm Hose
JPW2442	Female Fuel Line Connect - Over 75hp	8mm Hose

BRP Johnson/Evinrude Connectors 



Part No.	Description	Connection
JPW2571	Male Tank Fitting	1/4" NPT Thread
JPW2454	Male Tank Fitting	1/4" NPT Thread
JPW2572	Male Tank Fitting - Low Profile	1/4" NPT Thread
JPW2440	Female Engine/Tank Connect	8mm Hose


Honda Connectors 



Part No.	Description	Connection
JPW2452	Male Tank Fitting (1991 & Newer)	1/4" NPT Thread
JPW2453	Female Fuel Line Connect	10mm Hose
JPW2450	Quick Connect (2001 & Newer) - Engine End	10mm Hose

Mercury Engine and Tank Fittings 


Bayonet fittings and connectors suit old style Mercury Mariner brand engines.



Part No.	Description	Connection
JPW2448	Tank Fitting	1/4" NPT Thread
JPW2444	Fuel Line Connect - Tank End	8mm Hose
JPW2445	Fuel Line Connect - Engine End	8mm Hose

Brass Hose Barbs - Male


NPT threaded brass connectors.



Part No.	Barb Size	Connection
JPW2556	3/8"	1/4"
JPW2558	3/8"	3/8"
JPW2557	5/16"	1/8"

Brass Elbow Connectors

NPT threaded cast brass elbow connectors.



Part No.	Type	Connection
JPW2554	Male / Female Elbow	1/4"
JPW2555	Male / Male Elbow	1/4" & 1/8"

Water Separating Fuel Filters



Spin on filter elements removes 98.8% emulsified water and foreign particles as small as 10 microns.

- Kits include 2x 3/8" NPT x 10mm hose barbs and plug fittings.

Replaces Yamaha MAR-FUELF-IL-TR

- Use with reusable bowls (JPW2664 or JPW2665).
- Fits Yamaha and Mercury fuel/water separator housings.

10 Micron Filtration

Part No.	Type
JPW2648	Fuel Filter Element Only



Replaces Mercury #35-809097 and RACOR #S3213

- Use with reusable bowls (JPW2664 or JPW2665).
- Compatible with Mercury and Yamaha engine filter head thread type.
- Filter kits contain hose fittings and stainless steel hose clamps.
- Suits 2 stroke and 4 stroke fuels but NOT diesel.

10 Micron Filtration



Part No.	Type
JPW2652	Fuel Filter Element Only
JPW2654	Filter and Clear Bowl
JPW2656	Filter, Clear Bowl and Aluminium Head
JPW2658	Filter, Clear Bowl and 316-grade Stainless Steel Head

Replaces RACOR #S3214 and OMC #174144

- Suits only those filters with 1" 12 internal thread.

10 Micron Filtration



Part No.	Type
JPW2683	Fuel Filter Element Only
JPW2684	Filter and Clear Bowl

Water Separating Fuel Filters



Spin on filter elements removes 98.8% emulsified water and foreign particles as small as 10 microns.

- Kits include 2x 3/8" NPT x 10mm hose barbs and plug fittings.

Replaces RACOR #S3227

- Filter kit contains aluminium hose fittings and stainless steel hose clamps.



10 Micron Filtration

Part No.	Type
JPW2685	Fuel Filter Element Only
JPW2686	Filter, Clear Bowl and Aluminium Head
JPW2666	Replacement Cast Aluminium Head Only (1" -14UNS)

Replaces Mercury #35-807172, #35-60494-1 and #35-802893Q01

- Cannot be used with removable clear or aluminium bowls.
- Suitable for premixed 2 stroke fuel, will not separate 2 stroke oil from fuel.



10 Micron Filtration

Part No.	Type
JPW2662	Fuel Filter Element Only
JPW2660	Filter and Aluminium Head

Replaces OMC #502905 and RACOR #S3214

- Cannot be used with removable clear or aluminium bowls.
- Suitable for premixed 2 stroke fuel, will not separate 2 stroke oil from fuel.



10 Micron Filtration

Part No.	Type
JPW2663	Fuel Filter Element Only
JPW2661	Filter and Aluminium Head

Water Separating Fuel Filter - Diesel



Marine water separating Diesel fuel filter with Mercury filter head thread. Fuel flow 60 gallons per hour (3.75L / min).

- Use with removable clear or aluminium bowls.




Part No.	21 Micron Filtration
JPW2667	

Fuel Filter Wrench with Adjustable Strap

White PVC wrench with removable collar, a necessary tool for removing filter cartridges and filter bowls.

- 700mm x 20mm Nylon strap.



Part No.	Size (mm)
JPW2671	250 x 130 x 21

Fuel Filter Replacement Parts



Made to suit Easterner water separating fuel filters.



JPW2650
16 UNC Cast
Stainless Steel filter head




JPW2651
16 UNC Cast
Aluminium filter head



JPW2664
Aluminium Bowl
& O-ring



JPW2665
Clear Bowl
& O-ring



JPW2569
O-ring

Marine Oil Filters



Spin-on marine oil filter to suit 4 stroke outboard motors. Check the cross reference OEM part numbers or Sierra equivalent part numbers shown on your existing filter.

- Includes O-ring seal.



Part No.	Replaces
JPW2704	Mercury 35-877761Q01, Mercury 35-877761K01, Sierra 18-7758
JPW2707	Mercury 35-822626Q15, Mercury 35-822626T7, Mercury 35-822626T, Yamaha 69J-13440-00-00, Yamaha 69J-13440-01-00 and Sierra 18-7906-1
JPW2710	Mercury 35-8M0065103, Mercury 35-822626Q2, Mercury 35-822626Q04, Mercury 35-822626Q05, Mercury 35-822626K04, Mercury 35-822626T2, Mercury 35-877768K01, Mercury 35-8M00008397, Sierra 18-7914
JPW2713	Yamaha 5GH-13440-70-00, Yamaha 5GH-13440-00-00, Honda 15400-PFB-007, Nissan/Tohatsu 3R007-6150M, Sierra 18-7911-1,
JPW2716	Yamaha 3FV-13440-00-00, Yamaha 3FV-13440-30-00, Sierra 18-7902

Outboard Motor Flushers



Outboard motor flushers with a black epoxy coated steel arm and quick connect hose tail suits standard Australian garden hose fittings.

- JPW3603: Twin inlet




Part No.	Cup Shape	Cup Size (mm)
JPW3600	Small Round	85 Ø
JPW3601	Large Oval	110 x 85
JPW3602	Large Rectangle	122 x 83
JPW3603	Large Rectangle (Twin)	125 x 83

Multi Function Engine Flush Mixer with Spray Gun



For use with outboard and jetski engines, as well as most inboard motors.

- Compatible with standard hose fittings and motor flushers.
- Includes 100ml Soap dispenser with O-ring seal to prevent leaks.
- Includes international quick fit hose connector.
- Withstands pressure up to 120psi.



Part No.
JPW1756

3-way flow control valve: Off, Rinse and Soap

JPW1757
Spare Dispenser

Fluid/Oil Extractors

Perfect for oil changes and removing excess fluid from hard to reach places. The powerful pump creates a vacuum, so continuous pumping isn't necessary.

- Easy to use, with foot brace.
- Ideal for motorbikes, cars, boats, jetski, garden machinery and non-volatile fluids, eg. from a fish tank.



Part No.	Capacity (L)
JPW2692	4
JPW2693	6.5

JPW2692

JPW2693

Manual Fluid Transfer Pump

Used for transferring engine sump oil through the engine dipstick.

- Brass pump body (220 x ø 32mm).
- Nylon extraction tubing.
- Fits most engine dipsticks.
- Easy to clean.



Part No.	Inlet Hose Size (mm)	Outlet Hose Size (mm)
JPW2690	8 x 600	12 x 240

Universal Gear Oil Pump

Allows you to pump directly into most outboard and sterndrive gearboxes using the supplied adaptors.

- Simply screw onto lube bottle and pump required amount mess free.
- Adaptors supplied: 3/8inch, M10 and M8.



Part No.	Length (mm)	Diameter (mm)
JPW7264	185	17

Outboard Rigging Hose

Black plastic 2" (50mm) rigging hose. Provides protection for cables and wiring from dirt, abrasion, sun, salt and water.

- The corrugated rigging hose is durable, flexible and kink resistant.
- The back side of the flange is also textured to allow inverted mounting.



Part No.	Type	Hose Length (m)
JPW18071	Hose & Flange Kit	1.2
JPW18075	Hose Only	15

Outboard Rigging Flange

Black plastic rigging flange fits 2" (50mm) rigging hose.

- Internally threaded to retain the rigging hose.



JPW18077



JPW18078

Part No.	Type
JPW18077	Straight
JPW18078	Angled

Propeller Nut Wrench

Great to keep on-board for emergencies or routine maintenance, includes screw to release tab washer.

- Suits 1-1/6" prop nuts and 9/16" garboard drain plugs.




Part No.
JPW6258

Outboard Motor Wedges

White powder-coated aluminium alloy wedges, used to adjust the mounting angle of the outboard motor for increased performance.

- Dimensions (L x W): 283 x 96mm
- Sold in pairs.



Part No.	Angle
JPW4350	3°
JPW4351	5°

Outboard Motor Trolleys

Plated steel frame with plastic end caps, large wooden support board and 6" wheels. The galvanised support arms have soft rubber hand grips.

- Supplied in kit form (flat packed), quick and easy to assemble.
- Suits standard 2-stroke motors.



JPW6434

JPW6435

Part No.	Motor Power (HP)	Max Load Capacity (kg)	Tube Size (mm)
JPW6434	20	50	22
JPW6435	30	60	25

Outboard Rail Mount Bracket

White polypropylene with a two-piece rail bracket bolted together.

- Bracket has two central holes to mount onto horizontal or vertical (25mm diameter) rails.
- Suits maximum 8HP outboard motors.



Part No.	Dimensions L x H x W (mm)
JPW6437	180 x 170 x 35

Oceansouth Outboard Motor Transom Mounting Plate



Solid UV resistant polypropylene transom plate with smooth rounded outer edge and tapered shape.

- Top Width: 380mm
- Height: 330mm
- Bottom Width: 350mm

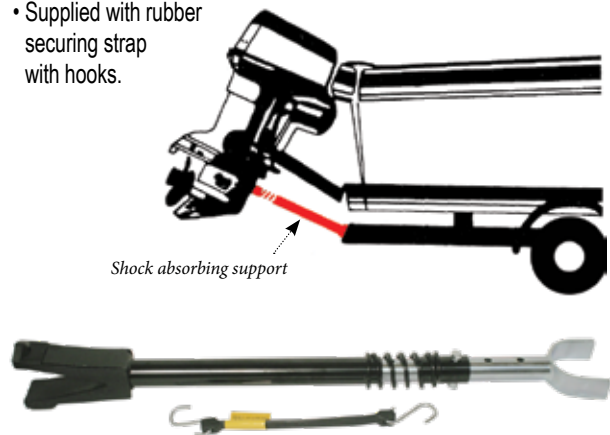


Part No.	Thickness (mm)
JPW6431	8
JPW6432	15

Outboard Motor Support Bracket

Heavy gauge plated steel tubing with shock absorbing spring coil. U-end hooks over the trailer chassis and the V-end supports the motor leg.

- EDC finish for rust resistance.
- Supplied with rubber securing strap with hooks.



Shock absorbing support

Part No.	Adjustable Length (mm)	Motor Power (HP)
JPW6438	510 - 770	Up to 150

Outboard Tiller Extensions

An outboard motor tiller extension is a handle that mounts easily over an existing motor throttle handle to allow the operator more room to move while operating.

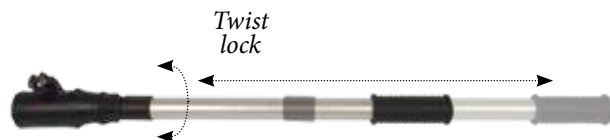
- Attaches to throttle handle via a wing-nut locking collar.
- Can be easily and quickly fitted to most outboard motors.

Fixed



Part No.	Fixed Length (mm)	Suits Tiller Arm (mm)
JPW685	470	Ø 38
JPW686	660	Ø 38

Telescopic



Twist lock



JPW691
Extra Large Handle

Part No.	Telescopic (mm)	Suits Tiller Arm (mm)
JPW689	430 - 635	Ø 43
JPW690	610 - 1015	Ø 43
JPW691	665 - 1015	Ø 53

Spark Plugs

The range of NGK spark plugs are designed for the marine, industrial and stationary engines. With dedication to quality, outstanding reliability and state of the art manufacturing techniques, you can rely on NGK Spark Plugs.



Note: Other Spark Plugs available on request.

Part No.	Description	Box Qty
NGK-B7ES	(B7ES) NGK Spark Plug	10
NGK-B7HS	(B7HS) NGK Spark Plug	10
NGK-B7HS-10	(B7HS-10) NGK Spark Plug	10
NGK-B8HS-10	(B8HS-10) NGK Spark Plug	10
NGK-B9HS-10	(B9HS-10) NGK Spark Plug	10
NGK-BKR4E-11	(BKR4E-11) NGK Spark Plug	10
NGK-BKR6E	(BKR6E) NGK Spark Plug	10
NGK-BP7HS	(BP7HS) NGK Spark Plug	10
NGK-BP7HS-10	(BP7HS-10) NGK Spark Plug	10
NGK-BP8ES	(BP8ES) NGK Spark Plug	10
NGK-BP8H-N-10	(BP8H-N-10) NGK Spark Plug	10
NGK-BP8HS-10	(BP8HS-10) NGK Spark Plug	10
NGK-BP8HS-15	(BP8HS-15) NGK Spark Plug	10
NGK-BPR4ES	(BPR4ES) NGK Spark Plug	10
NGK-BPR4HS	(BPR4HS) NGK Spark Plug	10
NGK-BPR5EFS	(BPR5EFS) NGK Spark Plug	10
NGK-BPR5EFS-13	(BPR5EFS-13) NGK Spark Plug	10
NGK-BPR5ES	(BPR5ES) NGK Spark Plug	10
NGK-BPR5ES-11	(BPR5ES-11) NGK Spark Plug	10
NGK-BPR6EFS	(BPR6EFS) NGK Spark Plug	10
NGK-BPR6EFS-13	(BPR6EFS-13) NGK Spark Plug	10
NGK-BPR6ES	(BPR6ES) NGK Spark Plug	10
NGK-BPR6FS	(BPR6FS) NGK Spark Plug	10
NGK-BPR6HS-10	(BPR6HS-10) NGK Spark Plug	10
NGK-BPR7HS	(BPR7HS) NGK Spark Plug	10
NGK-BPR7HS-10	(BPR7HS-10) NGK Spark Plug	10
NGK-BPZ8H-N-10	(BPZ8H-N-10) NGK Spark Plug	10
NGK-BPZ8HS-10	(BPZ8HS-10) NGK Spark Plug	10
NGK-BR10EIX	(BR10EIX) NGK Spark Plug	4
NGK-BR5HS	(BR5HS) NGK Spark Plug	10
NGK-BR6ES	(BR6ES) NGK Spark Plug	10
NGK-BR6FS	(BR6FS) NGK Spark Plug	10
NGK-BR6HS	(BR6HS) NGK Spark Plug	10
NGK-BR6HS-10	(BR6HS-10) NGK Spark Plug	10
NGK-BR7ES	(BR7ES) NGK Spark Plug	10
NGK-BR7HS	(BR7HS) NGK Spark Plug	10
NGK-BR7HS-10	(BR7HS-10) NGK Spark Plug	10
NGK-BR8ES	(BR8ES) NGK Spark Plug	10
NGK-BR8ES-11	(BR8ES-11) NGK Spark Plug	10
NGK-BR8HCS-10	(BR8HCS-10) NGK Spark Plug	10
NGK-BR8HS	(BR8HS) NGK Spark Plug	10
NGK-BR8HS-10	(BR8HS-10) NGK Spark Plug	10
NGK-BR9EIX	(BR9EIX) NGK Spark Plug	4
NGK-BR9ES	(BR9ES) NGK Spark Plug	10
NGK-BR9HS	(BR9HS) NGK Spark Plug	10
NGK-BR9HS-10	(BR9HS-10) NGK Spark Plug	10

Part No.	Description	Box Qty
NGK-BU8H	(BU8H) NGK Spark Plug	10
NGK-BUH	(BUH) NGK Spark Plug	10
NGK-BUHX	(BUHX) NGK Spark Plug	10
NGK-BUHXW-1	(BUHXW-1) NGK Spark Plug	10
NGK-BUZ8H	(BUZ8H) NGK Spark Plug	10
NGK-BUZHW-2	(BUZHW-2) NGK Spark Plug	10
NGK-BZ7HS-10	(BZ7HS-10) NGK Spark Plug	10
NGK-CPR6EA-9	(CPR6EA-9) NGK Spark Plug	10
NGK-CR4HSB	(CR4HSB) NGK Spark Plug	10
NGK-CR5EH-9	(CR5EH-9) NGK Spark Plug	10
NGK-CR5HSB	(CR5HSB) NGK Spark Plug	10
NGK-CR6E	(CR6E) NGK Spark Plug	10
NGK-CR6HSA	(CR6HSA) NGK Spark Plug	10
NGK-CR6HSB	(CR6HSB) NGK Spark Plug	10
NGK-CR9EB	(CR9EB) NGK Spark Plug	10
NGK-CR9EK	(CR9EK) NGK Spark Plug	10
NGK-DCPR6E	(DCPR6E) NGK Spark Plug	10
NGK-DCPR7E	(DCPR7E) NGK Spark Plug	10
NGK-DCPR8E	(DCPR8E) NGK Spark Plug	10
NGK-DPR5EA-9	(DPR5EA-9) NGK Spark Plug	10
NGK-DPR6EA-9	(DPR6EA-9) NGK Spark Plug	10
NGK-DPR6EB-9	(DPR6EB-9) NGK Spark Plug	10
NGK-DPR7EA-9	(DPR7EA-9) NGK Spark Plug	10
NGK-DPR8EA-9	(DPR8EA-9) NGK Spark Plug	10
NGK-DR5HS	(DR5HS) NGK Spark Plug	10
NGK-DR6HS	(DR6HS) NGK Spark Plug	10
NGK-DR7EA	(DR7EA) NGK Spark Plug	10
NGK-DR7EB	(DR7EB) NGK Spark Plug	10
NGK-ILFR6G-E	(ILFR6GE) NGK Spark Plug	4
NGK-ILZKR7D8	(ILZKR7D8) NGK Spark Plug	4
NGK-IZFR5G	(IZFR5G) NGK Spark Plug	4
NGK-IZFR5J	(IZFR5J) NGK Spark Plug	4
NGK-IZFR6J	(IZFR6J) NGK Spark Plug	4
NGK-LFR4A-E	(LFR4A-E) NGK Spark Plug	10
NGK-LFR5A-11	(LFR5A-11) NGK Spark Plug	10
NGK-LFR6A-11	(LFR6A-11) NGK Spark Plug	10
NGK-LKR6E	(LKR6E) NGK Spark Plug	10
NGK-LKR6E-9N	(LKR6E-9N) NGK Spark Plug	10
NGK-LKR7E	(LKR7E) NGK Spark Plug	10
NGK-PMR9B	(PMR9B) NGK Spark Plug	4
NGK-PZFR5F-11	(PZFR5F-11) NGK Spark Plug	4
NGK-PZFR6H	(PZFR6H) NGK Spark Plug	4
NGK-TR55IX	(TR55IX) NGK Spark Plug	4
NGK-ZFR6K-11	(ZFR6K-11) NGK Spark Plug	10
NGK-ZFR7F	(ZFR7F) NGK Spark Plug	10