

# SEATS, TABLES & ACCESSORIES 08

## BOAT SEAT GUIDES

Mounting Patterns .....	8.02
Marine Grade Vinyl Material .....	8.02

## BOAT SEATS

All Boat Seats .....	8.03 - 8.20
Flip-Up Seats .....	8.04 - 8.09, 8.14, 8.16
Flip-Back Seats .....	8.08, 8.15 - 8.16
Moulded Plastic Seats .....	8.10
Folding Seats .....	8.11 - 8.14
Double Bench Seats .....	8.15 - 8.16
Seat Cushions .....	8.17 - 8.18
Esky Cushions .....	8.18
Seat Covers .....	8.19
Fibreglass Box Seats .....	8.20

## SEAT PEDESTALS & TOPS

Fibreglass Seat Bases .....	8.20
Folding Leg .....	8.20
Box Pedestals .....	8.20
Pedestal Post .....	8.20 - 8.21
Pedestals with Swivel Top .....	8.21, 8.23
Pedestals with Swivel & Slide Top .....	8.22
Suspension Seat Pedestals .....	8.23
Pedestal Foot Rest .....	8.23
Swivel and Slide Tops .....	8.24
Slide Tops .....	8.25
Swivels .....	8.25 - 8.26

## TABLE PEDESTALS & TOPS

Table Pedestals .....	8.27 - 8.28
Folding Table Brackets .....	8.28
Camping Table .....	8.29
Plastic Table Tops .....	8.29



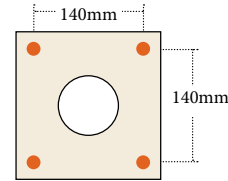
Please note that this catalogue is a guide.

All seats and accessories have a specific installation procedure. Always follow the manufacturer's instructions when installing any of the products.

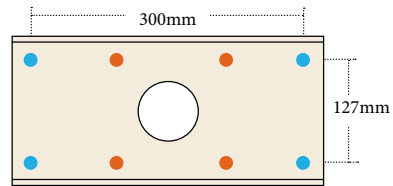
### Mounting Patterns

Most of our seating range uses the swivel and slide mount hole pattern. To make the selection more simple, please refer to the diagrams listed with each chair to see which mount type is recommended.

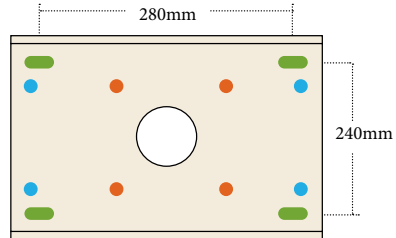
- Standard 7" x 7" Swivel Mount Hole Pattern:**  
 This pattern is the most commonly used plate for mounting marine chairs, pedestals, slides and swivels.  
 Mounting pattern size: 140mm x 140mm.



- Swivel and Slide Mount Hole Pattern:**  
 Designed to suit the heavier helm seats that accommodate a seat slide.  
 Mounting pattern size: 300mm x 127mm.



- Extra-Wide Slide Mount Hole Pattern:**  
 Extra-wide design to give added strength and support for use with larger seats such as the RS56 Blue-Water Flip-Up Seat.  
 Mounting pattern size: 280mm x 240mm.



### Marine Grade Vinyl Material

Available to match upholstery for all our seating range.

• Material width: 1.37m / Roll length: 10m (50m rolls available upon request).

				
	<b>JPW2962</b> <i>Red</i>	<b>JPW2959</b> <i>Dark Blue</i>	<b>JPW2961</b> <i>White</i>	
				
<b>JPW2954</b> <i>Off-White</i>	<b>JPW2955</b> <i>Mid Grey</i>	<b>JPW2956</b> <i>Dark Grey</i>	<b>JPW2960</b> <i>Black</i>	<b>JPW2967</b> <i>Cognac</i>
				
<b>JPW2964</b> <i>Light Grey Carbon Fibre</i>	<b>JPW2965</b> <i>Dark Grey Carbon Fibre</i>	<b>JPW2963</b> <i>Dark Blue Carbon Fibre</i>	<b>JPW2966</b> <i>Black Carbon Fibre</i>	<b>JPW2968</b> <i>Dusty Grey</i>

NEW 2023

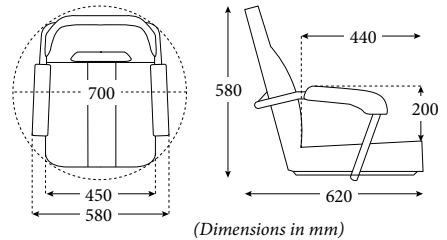

NEW 2024

**Please note:** This is merely a guide and should not be a substitute for seeing the actual product. For OEM customers we can offer a seat colour swatch customisation. Contact your sales representative to customise a seat from our range.

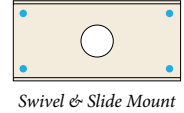
### MO45 MINI MOJO Deluxe MK2 Boat Seat

The heavy-duty MINI MOJO is designed with comfort and simplicity in mind. The compact frame doubles as a rear grab handle and makes it particularly suited to medium sized boats with limited space.

- Lightweight and durable anodised aluminium frame.
- UV-resistant marine vinyl upholstery and heavy-duty stitching.
- Sturdy back and arm supports
- Heavily padded for maximum comfort.
- Weight 7.5kg



(Dimensions in mm)



Swivel & Slide Mount



**JPW2731**  
Off-White

**JPW2732**  
Dark Blue Carbon / Off-White

**JPW2733**  
Dark Grey / Light Grey Carbon

**JPW2734**  
Black Carbon / Mid Grey

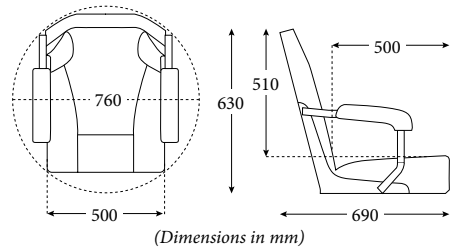
### MOJO Deluxe Helm Seat

The MOJO boat seat is a high quality, top end boat seat and has been carefully designed to a superior standard. On a solid stainless steel frame, thick comfortable foam padding has been added to the seats' base, arm and back for extra support, finished in marine-grade, heavy duty, soft vinyl upholstery.

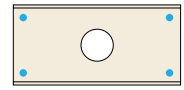
- 316-grade stainless steel frame and arm rests.
- Generously sized (wide and deep seat).
- Padded seat, back and arm rests.
- Seat cover included with seat.
- Weight 16.5kg



Seat cover included



(Dimensions in mm)



Swivel & Slide Mount



**JPW2745**  
Off-White

**JPW2744**  
Dark Blue Carbon / Light Grey Carbon

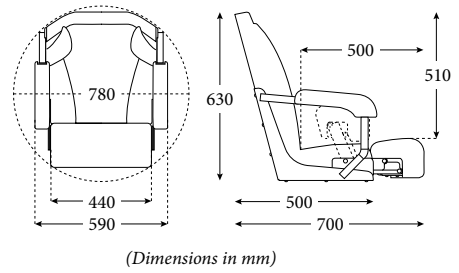
**JPW2749**  
Dark Grey Carbon / Light Grey Carbon

**JPW2748**  
Black Carbon / Black

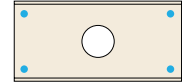
### MOJO Deluxe Flip-Up Helm Seat

The Flip-Up seat design is based on the original MOJO Deluxe, but with an additional flip-up bolster. This provides more space and a comfortable leaning post whilst standing.

- 316-grade stainless steel frame, hinges and arm rests.
- High density foam.
- Weight 17kg



(Dimensions in mm)



Swivel & Slide Mount



**JPW2727**  
White

**JPW2725**  
Dark Blue Carbon / Off-White

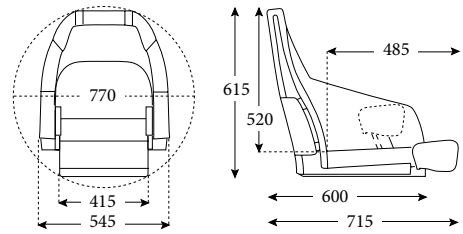
**JPW2726**  
Dark Grey Carbon / White

**JPW2728**  
Dark Grey Carbon / Black

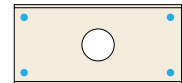
### HM51 Flip-Up Bucket Helm Seat

Compact, deep bucket style boat seat with a hinged front bolster cushion that lifts and folds up to assist standing at the helm.

- Built-in elastic storage pocket in back of seat.
- Generously sized with integral arm rests.
- Heavy duty rotationally moulded base.
- Weight 10kg



(Dimensions in mm)



Swivel & Slide Mount



**JPW2801**  
Off-White / Dark Blue

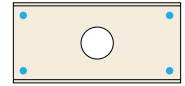
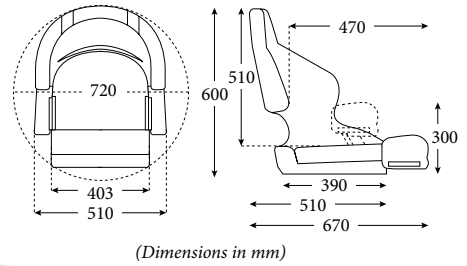
**JPW2802**  
Mid Grey / Dark Grey

Mesh pocket  
350 x 250mm

### H52 Compact Helmsman Seat

The H52 compact is a very strong and comfortable seat made with a rotationally-moulded bucket style internal frame. This seat offers a compact fit to give you more support on the water.

- Flip-Up versions feature a hinged front bolster cushion.
- Fully padded with premium foam.
- Soft, UV-resistant marine vinyl upholstery with heavy-duty stitching.
- A tighter snug fit gives you more support.
- Weight 9.5kg



Swivel & Slide Mount



**JPW2778**  
NON FLIP-UP  
Black Carbon / Off-White

**JPW2779**  
NON FLIP-UP  
Dark Grey / Mid Grey



**JPW2769**  
FLIP-UP  
Black Carbon / Off-White

**JPW2763**  
FLIP-UP  
Dark Blue Carbon / Mid Grey

**JPW2768**  
FLIP-UP  
Dark Grey / Mid Grey

**JPW2795**  
FLIP-UP  
Dusty Grey / Black



**JPW2761**  
FLIP-UP  
Black Carbon with Aqua Stitching

**JPW2762**  
FLIP-UP  
Black Carbon with Yellow Stitching

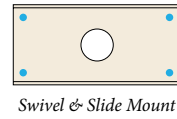
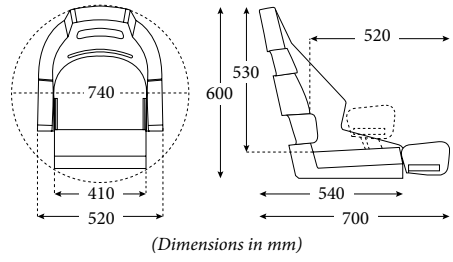
**JPW2774**  
FLIP-UP  
Black Carbon with Red Stitching

**JPW2760**  
FLIP-UP  
Cognac / Black

**RM52 Flip-Up Seat**

With a similar style to the popular H52 compact seat, the new RM52 has a more sportier look and includes two back openings to allow for more airflow.

- Extra long bolster bottom cushion
- More comfortable for people with longer legs.
- Flip-up bolster with high density foam.
- Weight: 10kg



**JPW2814**  
Cognac



**JPW2815**  
Black Carbon / Black



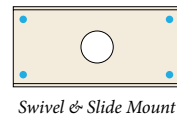
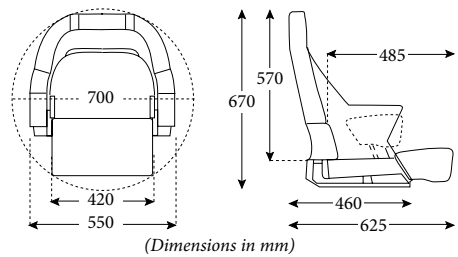
**JPW2816**  
Black Carbon / White



**MB70 Flip-Up Seat**

The MB70 helm seat features a flip-up bolster and high back design with opening for extra comfort and support. The hinged front bolster cushion lifts and folds up, allowing the helmsman to stand and lean against it with greater comfort.

- Padded arm rests support the arms.
- Heavily padded for maximum comfort.
- UV-resistant marine vinyl upholstery and heavy-duty stitching.
- Weight: 10kg



**JPW2818**  
Off-White / Dark Blue



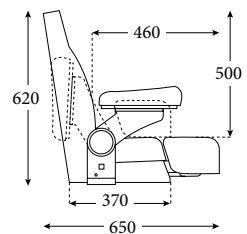
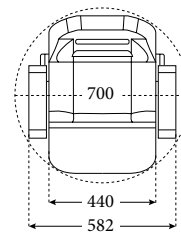
**JPW2819**  
Off-White / Carbon Black



### HM58 Flip-Up Helm Master Seat

Premium quality boat seat features a flip-up bolster, high back and padded flip-up arm rests. Heavy duty rotationally-moulded plastic base frame is light weight and durable.

- UV-resistant marine vinyl upholstery and heavy-duty stitching.
- Anodised aluminium and stainless steel frame.
- Heavily padded for maximum comfort.
- Sturdy back and arm supports.
- Weight 14.25kg



(Dimensions in mm)

Flip-up bolster  
and arm rests



Swivel & Slide Mount



**JPW2720**  
White

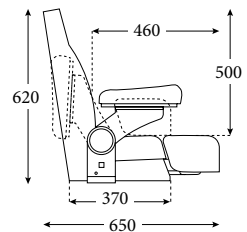
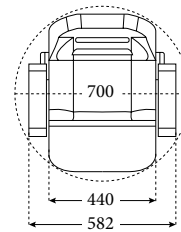
**JPW2721**  
Mid Grey / Dark Grey Carbon

**JPW2722**  
Off-White / Black Carbon

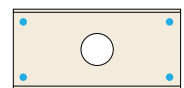
### HM59 Flip-Up Helm Master Seat

Similar style to the HM58, the HM59 has striking white double stitching, with a full enclosed back and stylish embossed diamond pattern.

- Flip-up bolster and arm rests.
- UV-resistant marine vinyl upholstery and heavy-duty stitching.
- Anodised aluminium and stainless steel frame.
- Heavily padded for maximum comfort.
- Sturdy back and arm supports.
- Weight 14.25kg



(Dimensions in mm)



Swivel & Slide Mount



**JPW2720**  
White

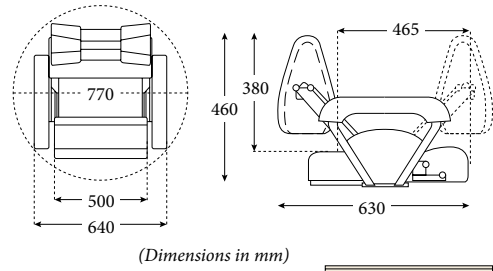
**JPW2721**  
Mid Grey / Dark Grey Carbon

Flip-up bolster  
and arm rests

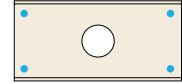
### ST46 Flip-Up Flip-Back Seat

The ST46 Flip-Up Flip-Back helm seat is very unique with its two-way flip forward/back and flip-up features combined in the one seat.

- Comfortable and versatile double-sided cushion for facing forward or back.
- Marine-grade vinyl covered padded cushions.
- Rotationally-moulded base and back.
- Aluminium connecting frame and hinges.
- Weight 13.5kg



(Dimensions in mm)



Swivel & Slide Mount



**JPW2825**  
White



**JPW2824**  
Dark Blue / Off-White

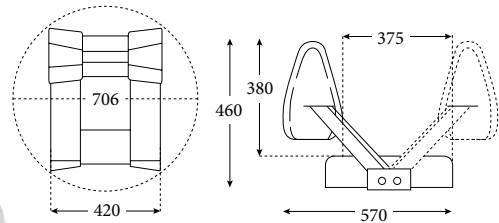


**JPW2823**  
Dark Grey / Mid Grey

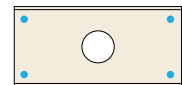
### ST45 Two Way Flip-Back Seat

A reversible seat with a slim width to allow more room in the cabin. The seat will simply flip back to allow you to face in either direction.

- Two-way flip back design.
- Heavy duty marine grade vinyl upholstery.
- High grade padded foam.
- Weight 8.5kg



(Dimensions in mm)



Swivel & Slide Mount



**JPW2757**  
Off-White with Black Piping



**JPW2758**  
Dark Blue



**JPW2759**  
Dark Blue with White Piping



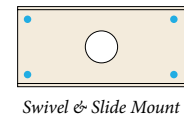
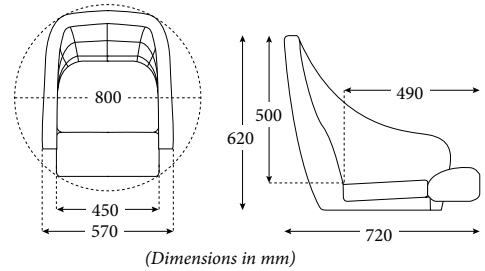
**JPW2756**  
Mid Grey / Dark Grey Carbon



### The Ocean 51 Flip-Up Seats

The Ocean 51 flip-up bolster is a very comfortable padded seat with thick foam padding. Made from a rotationally-moulded base and frame that is fully padded and finished in marine-grade vinyl upholstery.

- Additional elastic storage pocket in back of seat (630 x 250mm)
- Comfortable when sitting or standing.
- Generous width with integral arm rests.
- Aluminium internal frame and hinges.
- Heavy duty rotationally-moulded base.
- Weight 12.1kg



**JPW2750**  
Off-White / Dark Blue



**JPW2754**  
Mid Grey / Dark Grey

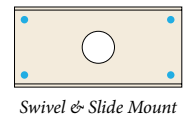
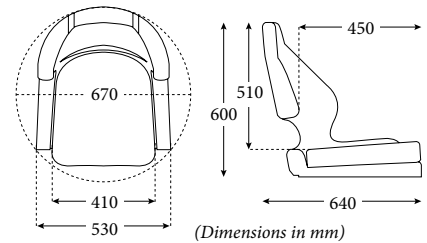


Flip-up cushion

### M52S Helm Sports Bucket Seat

Very comfortable padded and upholstered bucket style seat in a compact overall size. Heavy duty rotationally-moulded plastic base frame is light weight, strong and supportive.

- Thick premium-grade foam padding.
- Marine-grade heavy duty vinyl upholstery.
- Compact bucket style design.
- Weight 6kg



**JPW2829**  
Off-White



**JPW2831**  
Mid Grey / Dark Blue



**JPW2832**  
Light Grey Carbon / Black Carbon



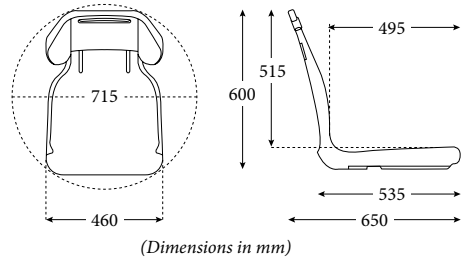
**JPW2833**  
Dusty Grey / Black



**Moulded Plastic Boat Seat Shell**

Simple yet comfortable mid grey shell seat, complete rational moulded one piece design made from lightweight durable UV resistant grey plastic. Tough frame with high back rest and cutout grab handle.

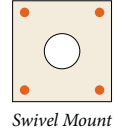
- Includes 4x stainless steel mount screws.
- Weight 7kg / 8.5kg (with cushions)



**JPW2805**  
No Cushions



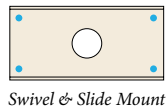
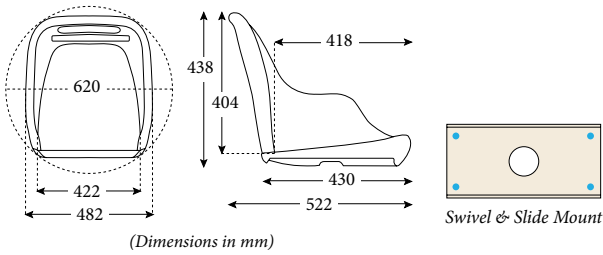
**JPW2808**  
Dark Grey / Mid Grey



**AD49 Moulded Boat Seat**

Heavy duty rotationally moulded base and frame, covered with UV resistant soft vinyl cushioning in mid grey with dark grey piping.

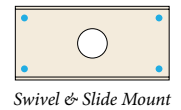
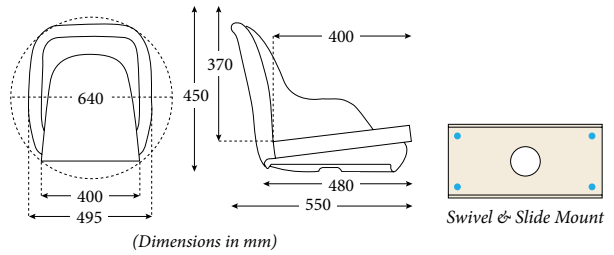
- Small frame and turning circle.
- Extra-thick premium-grade foam padding.
- Pre-drilled seat base.
- Includes 4 x stainless-steel mounting screws.



**AD49R Moulded Boat Seat with Removable Cushions**

Similar style to the AD49 above, but with a UV-resistant moulded grey PE plastic seat shell and removable cushions.

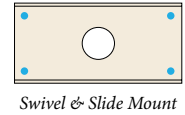
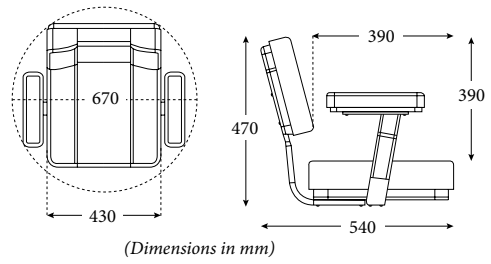
- Small frame and turning circle.
- Removable backrest and seat cushions.
- Pre-drilled seat base.
- Includes 4 x stainless-steel mounting screws.



### Deluxe Captain Seat

The Deluxe Captain seat is a good looking and well finished heavy duty marine helm seat. Made from a heavy duty rotationally moulded base and back rest with anodised aluminium connecting back and arm supports.

- Comes with stainless steel mounting hardware.
- Weight 7.5kg



**JPW2934**  
Off-White

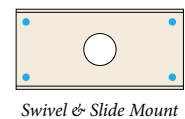
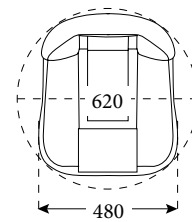
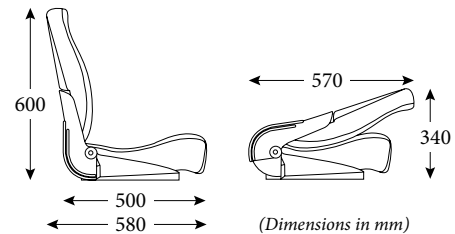


**JPW2936**  
Mid Grey / Dark Grey

### CP48 High Back Folding Helm Seat

A premium folding boat seat designed for comfort and functionality with a high back design for great lumbar support. The pinch-safe locking hinges are designed to save fingers when folding.

- Heavy duty moulded plastic inner frame.
- Thick premium foam padding.
- UV stabilised marine grade vinyl
- Heavy duty stitching.
- Weight: 6kg



**JPW2810**  
Dusty Grey / Black

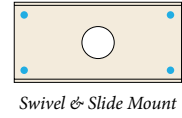
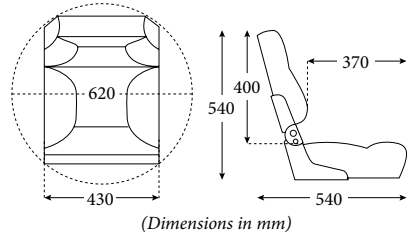


Folded seat

**Deluxe Hi-Back Padded Folding Seat**

A stylish and comfortable deluxe folding seat, with thick foam padding for extra comfort and a high back rest. Heavy duty moulded plastic inner frame and covered in marine-grade vinyl.

- Corrosion-resistant aluminium non-pinch hinges.
- Heavy duty moulded base.
- Vinyl strap and press stud to secure when folded.
- Weight 3.6kg



**JPW2782**  
Off White / Dark Blue

**JPW2781**  
Mid Grey / Dark Grey

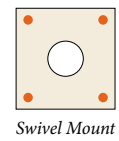
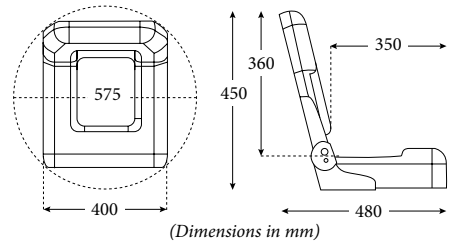


Folded seat

**S40 Folding Padded Seat**

Stylish and comfortable folding seat with marine grade upholstery and extra thick premium grade foam padding.

- Corrosion-resistant aluminium non-pinch hinges.
- Vinyl strap and press stud to secure when folded.
- Includes stainless steel mounting screw pack.
- Weight 3.6kg



**JPW2790**  
Off White / Dark Blue Piping

**JPW2791**  
Off White / Red

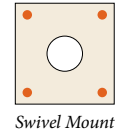
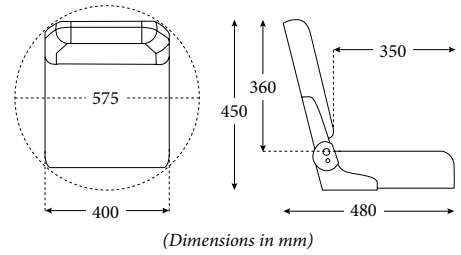


Folded seat

**SC40 Folding Padded Seat**

Comfortable and economical folding seat for dinghies and small boats.

- Thick marine grade foam padding and UV-stabilised vinyl upholstery.
- Stainless steel non-pinch hinges and heavy duty moulded plastic inner frame.
- Vinyl strap and press stud to secure when folded.
- Weight 3.6kg



**JPW2785**  
Dark Grey with Mid Grey Piping



**JPW2786**  
Dark Blue with Off-White Piping

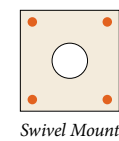
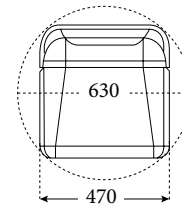
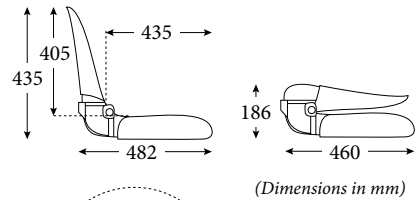


Folded seat

**SS48 Padded Folding Seat**

A robust plastic folding padded seat with pinch safe locking hinges and double stitched soft marine grade vinyl upholstery.

- Removable padded cushions for easy repair.
- Added mesh pocket in the back for storage.
- Double-stitched.
- Weight 3.8kg



**JPW2766**  
Dark Grey / Mid Grey



**JPW2764**  
Dark Blue / Off-White

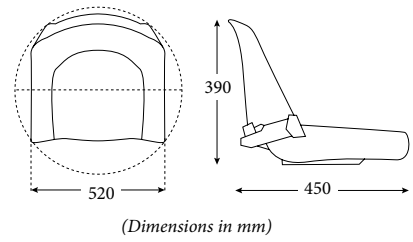


**JPW2764**  
Dark Blue / Mid Grey

### Explorer Unpadded Folding Seat

Durable folding shell-type seat made of durable UV-stabilised injection-moulded grey plastic.

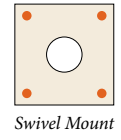
- Vinyl strap and press stud to secure when folded.
- Pre-drilled seat base.
- Weight: 2.7kg



**JPW2905**  
Grey



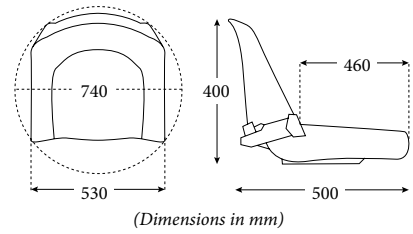
Folded seat



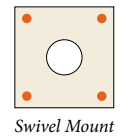
### Fisherman Folding Boat Seat

Crafted from highly resistant, marine-grade polymer with thick molded foam cushions covered in UV-resistant marine grade fabric.

- Large aluminum powder-coated hinges.
- Vinyl strap and press stud to secure when folded.
- Pre-drilled seat base.
- Weight: 3.2kg.



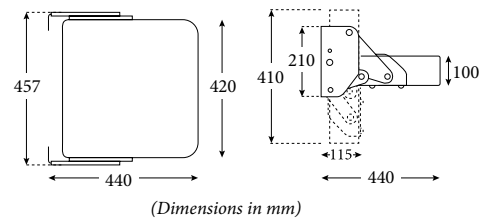
**JPW2905**  
Grey Shell with  
Charcoal / Grey Cushion



### Flip-up Folding Jump Seat

A flip-up seat features a strong durable aluminium bracket with self-supporting hinges that eliminate the need for seat legs. A multi-purpose seat that's perfect for smaller boats with limited space.

- Heavy duty marine grade vinyl upholstery.
- Weight rating (dynamic load): 100kg
- Weight 4.2kg



**JPW2855**  
White with  
Polished Aluminium Hinges



**JPW2851**  
Off-White with Black Piping  
& Powder Coated Hinges

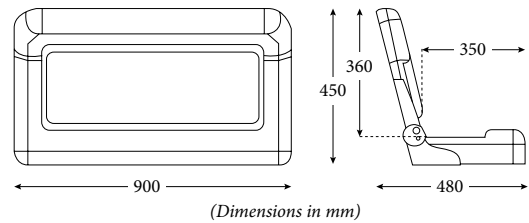


Flipped-up  
cushion

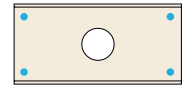
### S90 Double Folding Seat

This double folding seat is made from a heavy duty rotationally-moulded base, fully upholstered with heavy duty stainless steel hinges and marine grade vinyl over thick premium foam padding.

- UV-stabilised marine upholstery.
- Can be used with a box or pedestals.
- Requires two brackets for mounting (see: JPW2998).
- Vinyl strap and press stud to secure when folded.
- Weight 12kg



Folded seat



Swivel & Slide Mount



**JPW2826**  
Off-White / Black Piping

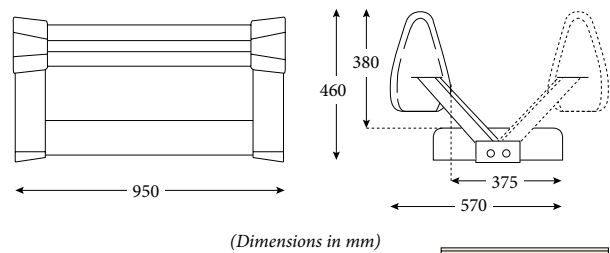
**JPW2827**  
Mid Grey / Dark Grey Piping

**JPW2837**  
Black Carbon / Light Grey Carbon

### ST95 Double Flip-Back Seat

This double flip-back seat has a reversible back that allows you to face in either direction. Featuring high grade padded foam and covered in heavy duty marine grade vinyl upholstery.

- Can be used with a box or pedestals.
- Requires two brackets for mounting (see: JPW2998).
- Weight 18kg



Swivel & Slide Mount



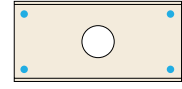
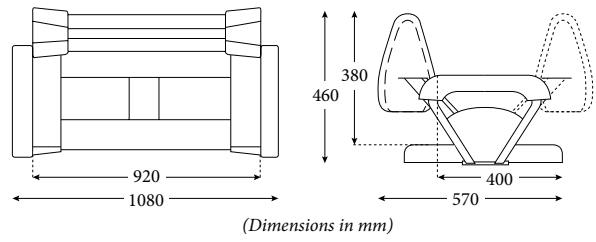
**JPW2836**  
Dark Grey Carbon / Light Grey Carbon



### ST90 Double Flip-Back Seat

This unique double flip-back seat has triangular arms and allows facing for a front or back seating direction. Made with a rotationally-moulded base and back rest covered with heavy duty marine-grade vinyl over premium foam padding.

- Can be used with a box or pedestals.
- Requires two brackets for mounting (see: **JPW2998**).
- Weight 14kg



Swivel & Slide Mount



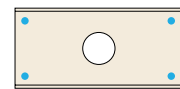
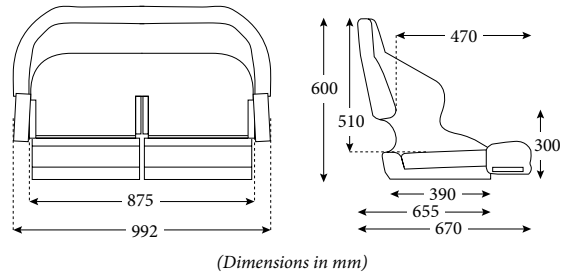
**JPW2828**  
Off-White with Dark Blue Piping



### H99 Double Helmsman Flip-Up Seat

Based on the popular design of the H52, this double seat combines two seats into one, with separate hinged front bolster cushions.

- UV-stabilised marine upholstery.
- Can be used with a box or pedestals.
- Requires two brackets for mounting (see: **JPW2998**).
- Weight 18kg



Swivel & Slide Mount



**JPW2839**  
Dusty Grey / Black

NEW  
2024





## Oceansouth Boat Bench Seat Cushions

Made of UV-resistant PVC fabric, supplied with male and female marine grade press-stud fittings, for removal from the bench when not in use.

- Dense 50mm thick foam.



Part No.		Width (mm)	Length (mm)
Blue	Grey		
JPW11271-1	JPW11271-2	300	600
JPW11271-3	JPW11271-4	400	600
JPW11271-5	JPW11271-6	300	1200
JPW11271-7	JPW11271-8	400	1200
JPW11271-9	JPW11271-10	400	1500

## Oceansouth Weatherproof Boat Bench Seat Cushions

Made of UV and weather resistant, polyester marine fabrics with heavy-duty PVC mesh backing. Supplied with male and female marine grade press-stud fittings, for removal from the bench when not in use.

- Removable cover with marine grade #5 Derlin zippers.
- Dense 65mm thick foam.




Part No.		Width (mm)	Length (mm)
Blue	Grey		
JPW11273-1	JPW11273-2	300	450
JPW11273-3	JPW11273-4	300	1200
JPW11273-5	JPW11273-6	370	450
JPW11273-7	JPW11273-8	370	1200
JPW11273-9	JPW11273-10	370	1300
JPW11273-11	JPW11273-12	370	1400
JPW11273-13	JPW11273-14	370	1500
JPW11273-15	JPW11273-16	370	1600
JPW11273-17	JPW11273-18	370	1800
JPW11273-19	JPW11273-20	420	450
JPW11273-21	JPW11273-22	420	1600
JPW11273-23	JPW11273-24	420	1700
JPW11273-25	JPW11273-26	420	1800

## Oceansouth Bench Seat Cushions with Side Pockets

Made of UV-resistant PVC fabric with side pockets for easy storage of various items. Supplied with male and female marine grade press-stud fittings, for removal from the bench when not in use.

- Dense 50mm thick foam.



Part No.		Width (mm)	Length (mm)
Blue	Grey		
JPW11272-1	JPW11272-2	300	600
JPW11272-3	JPW11272-4	400	600
JPW11272-5	JPW11272-6	300	1200
JPW11272-7	JPW11272-8	400	1200
JPW11272-9	JPW11272-10	400	1500



**Oceansouth Esky Cooler Ice Box Cushions**



Featuring a user-friendly Velcro system on the underside, conveniently attaching to the cooler lid via self-adhesive strips.

- UV resistant, water-resistant fabric.
- Removable zipped cover.



Part No.		Width (mm)	Length (mm)
Grey	White		
JPW11274-1G	JPW11274-1W	240	380
JPW11274-2G	JPW11274-2W	310	380
JPW11274-3G	JPW11274-3W	340	450
JPW11274-4G	JPW11274-4W	400	500
JPW11274-5G	JPW11274-5W	400	580
JPW11274-6G	JPW11274-6W	380	680
JPW11274-7G	JPW11274-7W	380	730
JPW11274-8G	JPW11274-8W	410	770
JPW11274-9G	JPW11274-9W	430	900
JPW11274-10G	JPW11274-10W	440	1000
JPW11274-11G	JPW11274-11W	490	1140
JPW11274-12G	JPW11274-12W	520	1400
JPW11274-13G	JPW11274-13W	620	1600

**Oceansouth Esky Ice Box Cushions suits YETI Coolers**



Crafted and designed to fit perfectly on top of a YETI cooler. Supplied with male and female marine grade press-stud fittings, for removal when not in use.

- UV resistant, water-resistant fabric.
- Removable zipped cover.



Part No.		Width (mm)	Length (mm)
Grey	White		
JPW11275-1G	JPW11275-1W	356	500
JPW11275-2G	JPW11275-2W	410	540
JPW11275-3G	JPW11275-3W	410	650
JPW11275-4G	JPW11275-4W	440	850
JPW11275-5G	JPW11275-5W	390	400
JPW11275-6G	JPW11275-6W	450	850
JPW11275-7G	JPW11275-7W	500	780
JPW11275-8G	JPW11275-8W	460	950
JPW11275-9G	JPW11275-9W	500	1020
JPW11275-10G	JPW11275-10W	500	1160
JPW11275-11G	JPW11275-11W	650	1000



OCEAN SOUTH

## Universal Boat Seat Covers

Easy to fit and effective solution to protecting your seats from weathering and deterioration.

- Colour: Grey
- Shock cord in hem for a tight fit around pedestal mounted seats.
- Small cover suits small pedestal seats includes webbing and buckle to cover folded seats.
- Large cover suits helm, bucket or fixed back seats.



Part No.	Type	Dimensions (mm)		
		A	B	C
JPW11404	Small	480	460	510
JPW11403	Large	670	600	560

## Heavy Duty Weatherproof Seat Covers

Keep your boat seat protected from the elements when it's not in use with this UV protected versatile, durable seat cover.

- Suits a wide variety of the larger helm, bucket seat models.
- Includes a tightening cord to keep it secure over the seat.
- Mildew and water resistant.



Part No.	Colour
JPW2742	Black
JPW2743	Navy Blue



**Viper Pro Series Fibreglass Seat Base**

This base bolts directly to the floor and has a solid top ready to mount your seat base or swivel base.

- Manufactured from the highest grade fibreglass.
- Finished in a gloss white gel-coat.

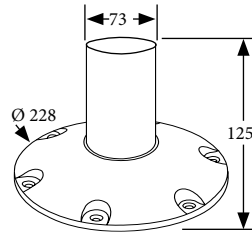


Part No.	Dimensions H x W x D (mm)
JPW3041	475 x 485 x 485

**Seat Box Pedestal - No Top**

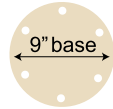
A fixed height anodised aluminium pedestal, perfect for mounting on top of seat boxes.

- Top sold separately.



(Dimensions in mm)

Part No.	Description
JPW3016	Box Pedestal with 73mm Post
JPW3018	Swivel slide top to suit



**Viper Pro Series Fibreglass Seat Base with Tackle Locker**

Seat base made from high grade fibreglass finished in a gloss white gel-coat, fitted with 316-grade stainless steel tackle locker.

- Includes 7 storage boxes (2 large, 5 small).
- Left or right hand opening door with pull handle and key-lock.
- Tackle Locker is polished to a mirror finish.

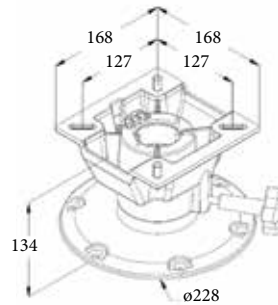


Part No.	Dimensions H x W x D (mm)
JPW3042	475 x 485 x 485

**Seat Box Pedestal Swivel Top and Base**

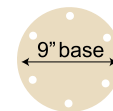
Seat swivel top and base with a 73mm diameter pedestal post, perfect for mounting on top of seat boxes.

- The top is made from cast aluminium and powder-coated grey.
- The base is made from marine-grade anodised aluminium.



(Dimensions in mm)

Part No.	Height (mm)
JPW3033	134



**Folding Seat or Table Leg**

A simple yet effective fold down mechanism firmly locks the seat leg in the up or down position.

- Made of anodised aluminium.



Part No.	Length (mm)
JPW2882	630

**Plug-In Pedestal Post Only**

Plug-in seat or table pedestal only, with special mounting to suit the Plug-In Seat Pedestal Base (JPW3088). The unique notched keyed design prevents rotation in the base when seat is fitted.

- Top sold separately.



JPW3088  
Plug-in base

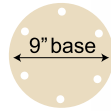


Part No.	Height (mm)	Diameter (mm)
JPW3016	415	60
JPW3088	Plug-in base to suit	
JPW3017	Swivel top to suit	
JPW2886	Swivel & Slide top to suit	

### Fixed Height Seat Pedestal 73mm Post - No Top

The fixed height pedestals are made from marine-grade anodised aluminium tubing.

- Base is made from reinforced cast aluminium.
- Post is fixed to base.
- Post diameter: 73mm.
- Tops sold separately - choose from a swivel top or swivel with slide to suit 73mm post.



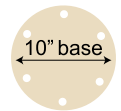
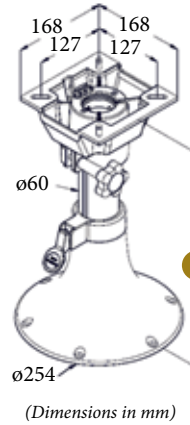
Part No.	Height (mm)
JPW3006	500
JPW3007	600
JPW3008	700
JPW3009	800
JPW3010	900
JPW3018	Swivel slide top to suit
JPW3019	Swivel top to suit



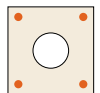
### Adjustable Seat Pedestal with Bell Base and Swivel Top

Manually adjustable pedestal with large bell shape base and seat swivel.

- Bell shaped corrosion-resistant aluminium, powder-coated base.
- Friction lock swivelling seat mount.



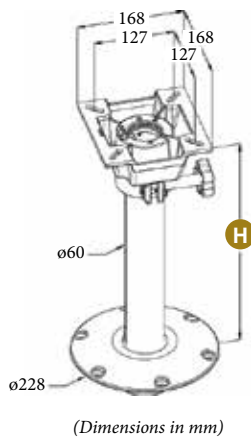
Part No.	Height Adjustment (mm)
JPW3025	330 - 430
JPW3017	Spare swivel top to suit



### Plug-In Fixed Height Seat Pedestal with Swivel Top

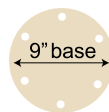
Plug-in removable pedestals are ideal for quick removal of your seats to make room on deck. A unique notched keyed design prevents rotation in the base when seat is fitted.

- Strong anodised aluminium 60mm post and 228mm base.
- Friction lock swivelling seat mount.
- Cut-out hole size: 90mm.
- Below-deck space required: 70mm.



JPW3088 Spare plug-in base

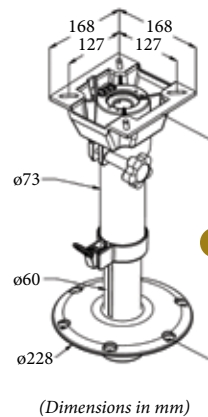
Part No.	Height (mm)
JPW3085	330
JPW3084	385
JPW3086	457
JPW3088	Spare plug-in base to suit
JPW3017	Spare swivel top to suit



### Plug-In Adjustable Height Seat Pedestal with Swivel Top

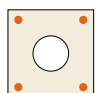
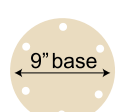
This plug-in removable pedestal can be adjusted in height from 330mm to 480mm. Ideal pedestal for removing your seats to make more room on deck. A unique notched keyed design prevents rotation in the base when seat is fitted.

- Strong 75mm anodised aluminium tubing with 228mm plug-in base.
- Swivel top friction lock.
- Cut-out hole size: 90mm.
- Below-deck space required: 70mm.



JPW3088 Spare plug-in base

Part No.	Height (mm)
JPW3027	330 - 480
JPW3088	Spare plug-in base to suit
JPW3019	Spare swivel top to suit



### Fixed Height Seat Pedestal with Swivel & Slide Top - 12" Base

This heavy duty fixed height seat pedestal comes with a swivel and sliding top. Heavy duty base and large post for greater strength and stability.

- Made from marine-grade aluminium
- Single handle for forward and back sliding adjustment.
- Polished base and tube finish.
- 120kg bearing weight (this includes a chair).



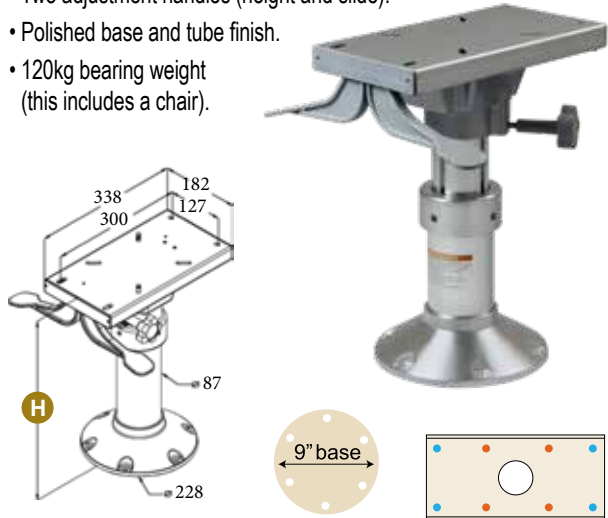
(Dimensions in mm)

Part No.	Fixed Height (mm)	Slide Travel (mm)
JPW3043	457	127
JPW2884	Spare swivel slide top to suit	

### Gas Adjustable Seat Pedestal with Swivel & Slide Top - 9" Base

Made from marine-grade aluminium, this gas spring-assisted seat pedestal will cushion your ride when boating in offshore conditions.

- Two adjustment handles (height and slide).
- Polished base and tube finish.
- 120kg bearing weight (this includes a chair).



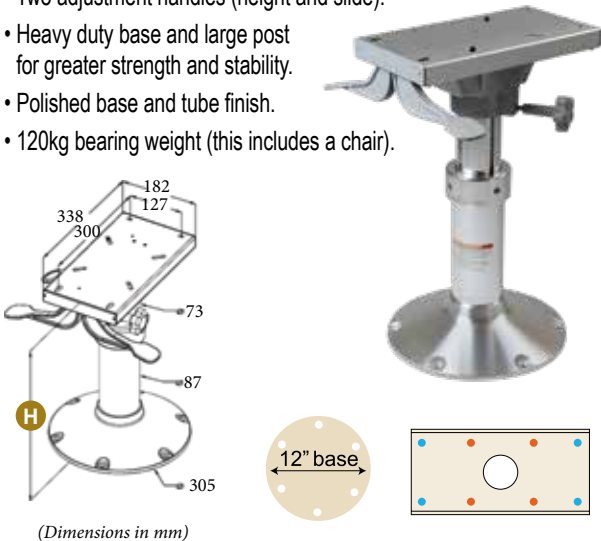
(Dimensions in mm)

Part No.	Height Adjustment (mm)	Slide Travel (mm)
JPW3011	300 - 400	127
JPW3012	350 - 470	127
JPW3020	430 - 610	127
JPW3021	530 - 710	127
JPW2884	Spare swivel slide top to suit	

### Gas Adjustable Seat Pedestal with Swivel & Slide Top - 12" Base

Made from marine-grade aluminium, this gas spring-assisted seat pedestal will cushion your ride when boating in offshore conditions.

- Two adjustment handles (height and slide).
- Heavy duty base and large post for greater strength and stability.
- Polished base and tube finish.
- 120kg bearing weight (this includes a chair).



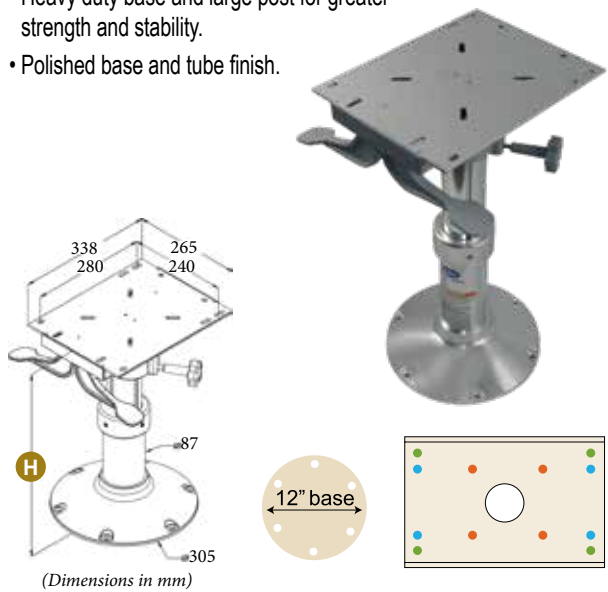
(Dimensions in mm)

Part No.	Height Adjustment (mm)	Slide Travel (mm)
JPW3013	300 - 400	127
JPW3014	350 - 470	127
JPW3022	430 - 610	127
JPW3023	530 - 710	127
JPW2884	Spare swivel slide top to suit	

### Gas Adjustable Seat Pedestal with Extra Wide Swivel & Slide Top - 12" Base

This marine-grade aluminium seat pedestal comes with an extra-wide swivel and sliding top. The gas spring-assisted feature compensates for harsh offshore boating conditions.

- Two adjustment handles (height and slide).
- Heavy duty base and large post for greater strength and stability.
- Polished base and tube finish.



(Dimensions in mm)

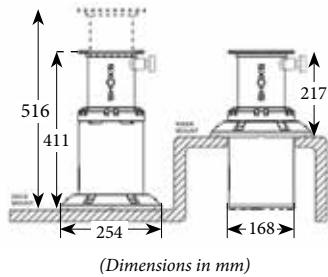
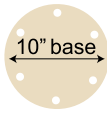
Part No.	Height Adjustment (mm)	Slide Travel (mm)
JPW3026	435 - 605	127
JPW2885	Spare swivel slide top to suit (extra large)	

## SHOXS X Series Suspension Seat Pedestals



The most versatile shock mitigating seat mounts ever built, the SHOXS X Series pedestals will transform any seat into a safer, smoother ride with professional-grade shock mitigation technology.

- Travel suspension for maximum wave slam protection.
- Stands up to the harshest marine environments.
- Anodized aluminum structure.
- Adjustable for deck mount or box mount.
- Adjustable mounting flange.
- Adjustable air shock for your weight.
- No pinch points.
- Quick and easy installation.



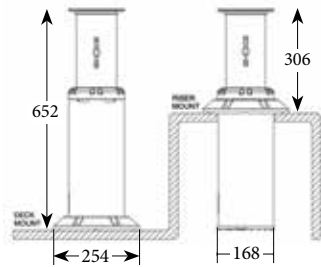
(Dimensions in mm)



JPW2980



JPW2982



(Dimensions in mm)

Part No.	Model	Suspension (mm)	Colour	Weight (kg)
JPW2980	X4	112	Black	8.9
JPW2982	X8	203	Silver	11.8

## Seat Swivel Pedestal - Fixed Height

Black EDC-coated steel, fitted with a 175mm standard seat swivel.



Part No.	Height (mm)
JPW3030	200
JPW3031	330



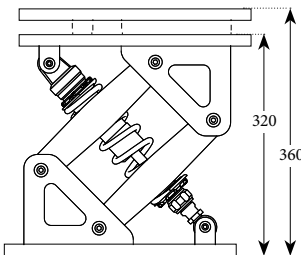
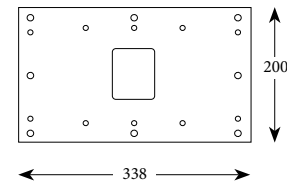
## Heavy Duty Suspension Seat Base Pedestal 360mm

Manufactured from 6mm & 8mm impact resistant, marine grade anodised aluminium and features a hydraulic spring type shock absorber to provide a smoother and more comfortable ride.

- Optimum shock mitigation for spine and neck.
- Shock absorber pressure adjustment and damping knobs.
- Shock absorber damping adjustable knob.
- 3x Height adjustments (320 / 340 / 360mm).
- Max load: 350kg.



Damping adjustment knob

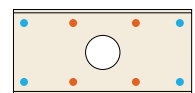


(Dimensions in mm)



Shock absorber pressure adjustment knob with supplied allen keys

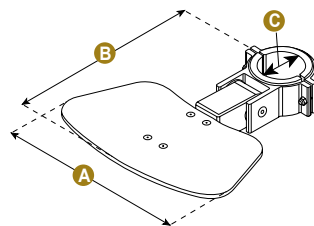
Part No.  
JPW2895



## Pedestal Foot Rest with Checker Plate

Foot rest plate has a checker grip pattern to provide extra traction.

- Made from marine-grade aluminium with stainless steel hardware.
- Suits pedestals with a post diameter 73mm or 87mm.
- Can be folded up when not in use.

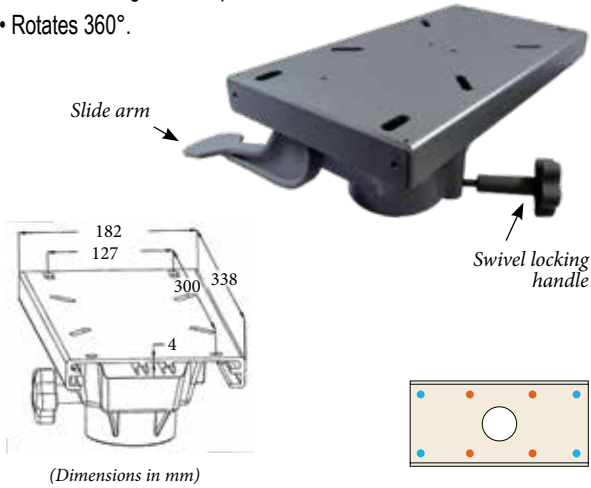


Part No.	Suits Post Dia. (mm)	Dimensions (mm)		
		A	B	C
JPW2892	87	400	410	87
JPW2893	73	400	410	73

**Seat Swivel and Slide Top  
- suits Fixed Height Pedestal Posts**

These swivel and slide tops are made from high-strength aluminium with powder-coated swivel.

- Suits fixed height pedestals with 60mm or 73mm post.
- Provides approximate 127mm of fore and aft travel.
- Friction locking swivel top.
- Rotates 360°.



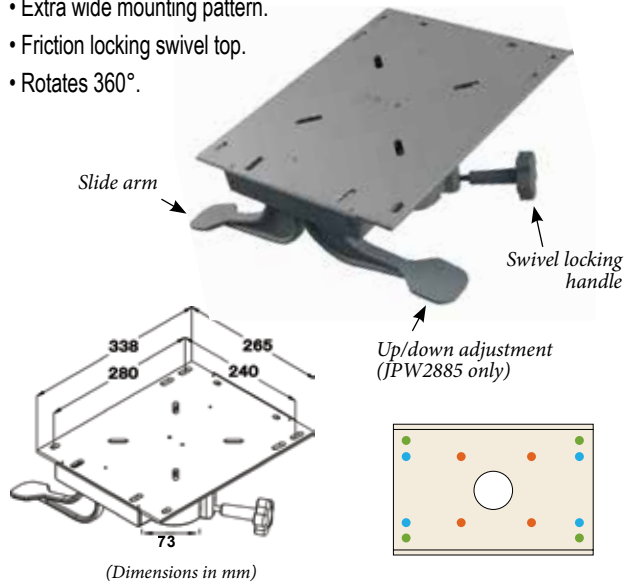
(Dimensions in mm)

Part No.	Description
JPW2887	Swivel Slide Top suit 60mm Post
JPW3018	Swivel Slide Top suit 73mm Post

**Extra Wide Seat Swivel and Slide  
- suits 73mm Post**

These heavy duty extra wide anodised aluminium seat slides fit to 73mm fixed height pedestals. The finger tip control allows fore to aft movement of the seat.

- Extra wide mounting pattern.
- Friction locking swivel top.
- Rotates 360°.



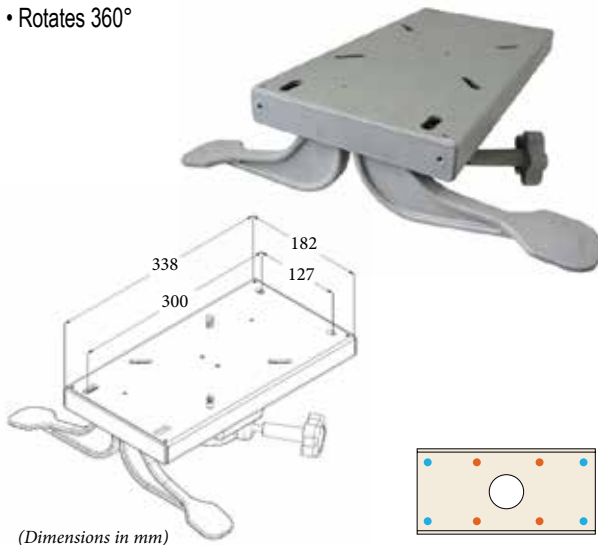
(Dimensions in mm)

Part No.	Pedestal Type	Slide Travel (mm)
JPW2885	Adjustable	127
JPW3015	Fixed	110

**Seat Swivel and Slide Top  
- suits Gas Adjustable Pedestal Posts**

Made from high strength aluminium with slide and height adjustment handles and a cast aluminium swivel.

- Suits 60mm or 73mm gas adjustable pedestal post.
- Two adjustment handles (height and slide).
- Provides approximately 127mm of fore and aft travel.
- Friction locking swivel top.
- Rotates 360°



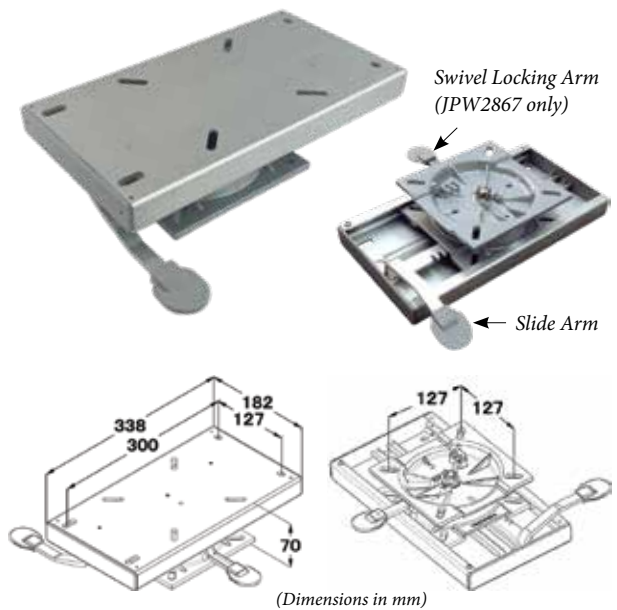
(Dimensions in mm)

Part No.	Description
JPW2886	Swivel Slide Top suit 60mm Post
JPW2884	Swivel Slide Top suit 73mm Post

**Cast Aluminium Seat Swivel and Slide**

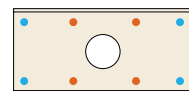
Seat slide and swivel made from powder-coated heavy duty cast aluminium. Available in either standard swivel only or locking swivel position models.

- Provides approximately 125mm of fore and aft travel.
- Suits most seat mounting patterns.



(Dimensions in mm)

Part No.	Swivel Type
JPW2867	With Locking Arm
JPW2868	Standard

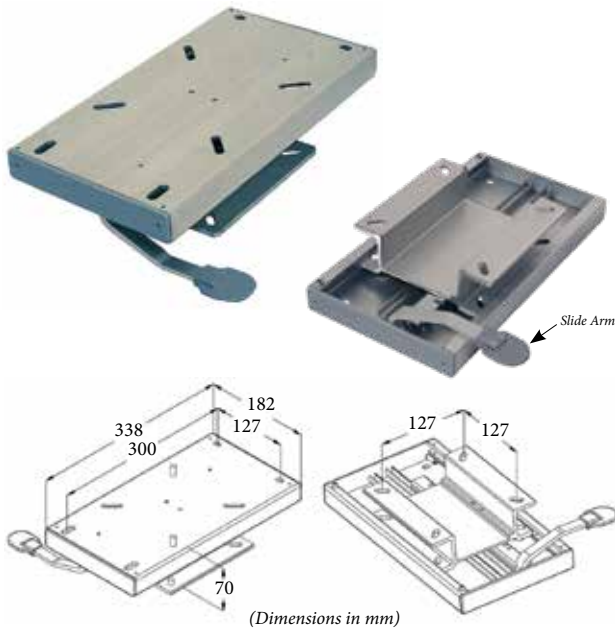




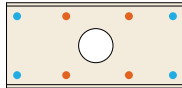
### Seat Slide Universal Fit - Heavy Duty

This heavy duty anodised aluminium seat slide fits most seats and pedestals, fits between the seat on top of the pedestal, seat box or deck.

- The finger tip control allows 110mm fore to aft movement of the seat.



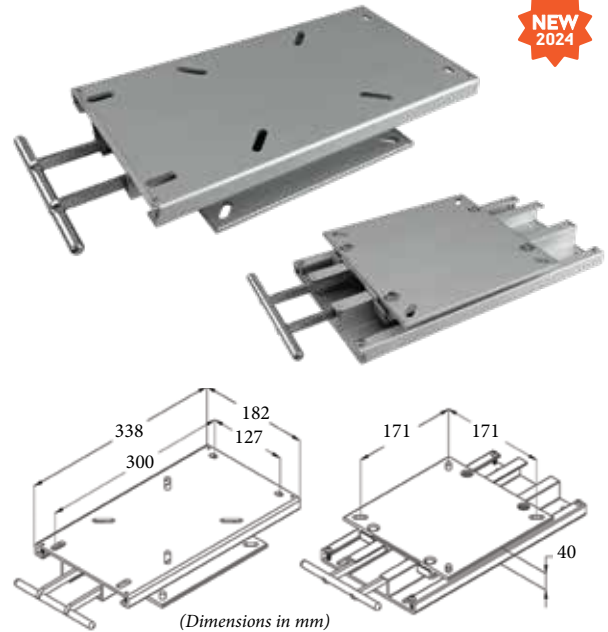
Part No.
JPW3005



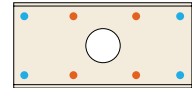
### Seat Slide Quick Mount Low Profile

Standard slide only, made from heavy duty cast aluminium with large front handle and a lower profile than other slide mounts.

- Universal slotted mounting positions on base.



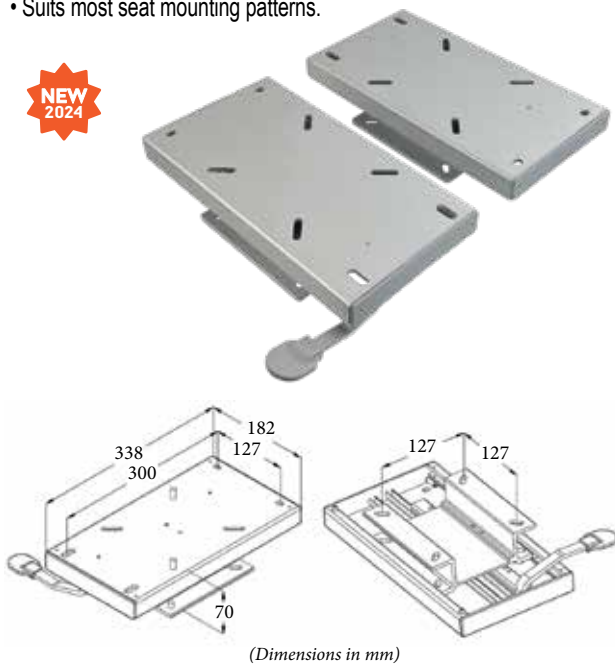
Part No.
JPW3000



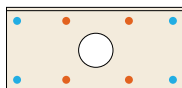
### Twin Slide suits Double Bench Seats

This twin pack contains two heavy duty anodised aluminium seat slides, designed for mounting double bench seats.

- Single finger tip control on one slide will move both slides simultaneously (no swivel).
- Provides approximately 110mm of fore and aft travel.
- Suits most seat mounting patterns.



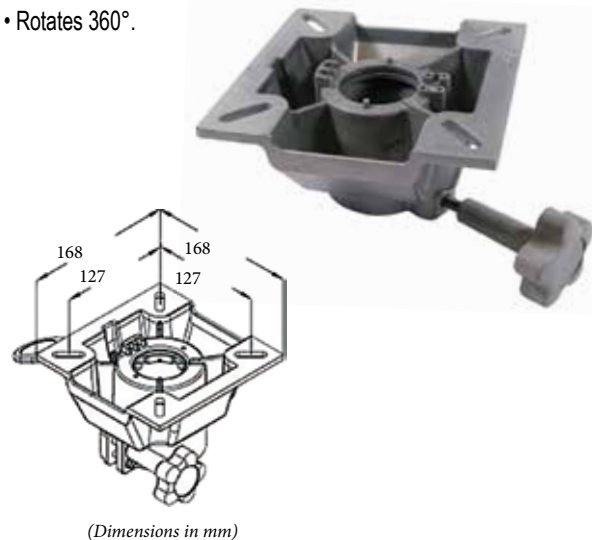
Part No.
JPW2998



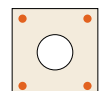
### Seat Swivel Pedestal Post Top

The friction lock is one of the most popular swivels available on the market. Complete with internal nylon bushing for a tight fit to post.

- Suits fixed height pedestals with 60mm or 73mm post.
- High-strength cast aluminium with powder coated finish.
- Tightening knob is to clamp and tighten into position.
- Functional, dependable and easy to use.
- Friction locking swivel top.
- Rotates 360°.



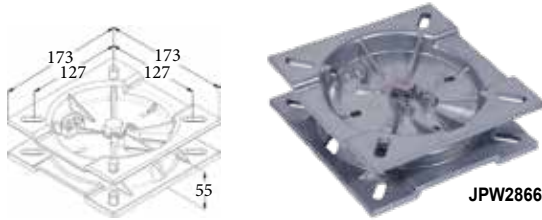

Part No.	Description
JPW3017	Swivel Top suit 60mm Post
JPW3019	Swivel Top suit 73mm Post



### Cast Aluminium Seat Swivels

Powder-coated grey seat swivels are constructed from cast aluminium. Suits most seats with a standard 7"x7" seat mount pattern.

- Available in non-locking or locking (with locking handle).



(Dimensions in mm)

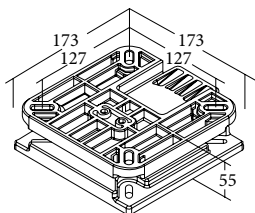
Part No.	Type
JPW2866	Non-Locking
JPW2869	Locking



### Quick Release Plastic Seat Swivel

The plastic quick release 360° seat swivel is made from two uniquely designed mounting plates. Ideal for easy seat removal for security or storage, the low profile allows for use in multiple locations around the deck. A quick disconnect release lever, when pressed firmly, releases the top swivel part from the bottom base.

- Available in non-locking or locking (with locking handle).
- Standard 7"x7" mounting pattern
- Rotates 360°.



(Dimensions in mm)

Part No.	Type
JPW2992	Non-Locking
JPW2993	Locking



### Adjustable Clamp on Seat Swivel

Ideal for tinnies and dinghies, this seat swivel clamps via a threaded rod and wing-nut adjustment onto most small bench seats with a width from 200mm to 400mm.

- Quick and easy fitment and removal for storage.
- Non-slip plastic vinyl coating to prevent marking of the bench seat.
- Rotates 360°.



Part No.	Width Adjustment (mm)	Swivel Dimensions (mm)
JPW2881	200 - 400	175 x 175

### Seat Swivel Locking - Large Hole

Coated in Black EDC for corrosion prevention.

- Nylon slide runners for a smooth and silent performance.
- 30° intervals (12-position) locking arm.
- Release handle extends 150mm.
- Rotates 360°.



Part No.	Swivel Finish	Dimensions (mm)	Hole Size (mm)
JPW3003	Black EDC	175 x 175	65

### Seat Swivels

Black EDC-coated steel or marine-grade anodised aluminium with stainless steel pin, or full stainless steel option.

- Nylon runners for silent smooth operation.
- Universal hole size pattern.
- Rotates 360°.



Part No.	Type	Dimensions (mm)
JPW2861	Black EDC	175 x 175
JPW2863	Aluminium	175 x 175
JPW2864	Stainless Steel	175 x 175



### Fixed Height Table Pedestal 685mm

This fixed height pedestal is designed as a surface-mount installation with no need to cut a hole in the deck to mount the base.

- Easy to remove post by a push of a button on the base for storage.
- Close fitting top plate will swivel if loosely mounted.
- Match with Plastic Table Tops - White (JPW3080, JPW3081 and JPW3082)

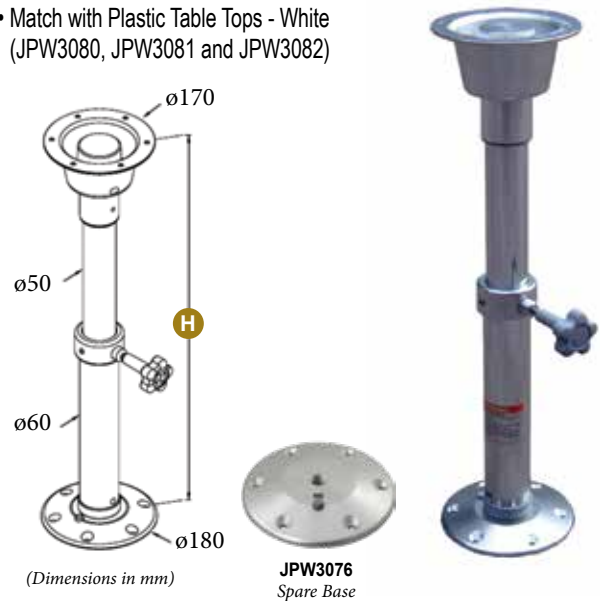


Part No.	Height (mm)	Shaft Dia (mm)	Base Dia (mm)	Top Dia (mm)
JPW3070	685	60	180	170
JPW3076	Spare threaded base plate			

### Adjustable Height Table Pedestal

Made from polished anodised aluminium. Surface-mounts to deck for minimal interference when table is removed.

- Unique locking system ensures the pedestal is securely locked.
- Close fitting top plate will swivel if loosely mounted.
- Match with Plastic Table Tops - White (JPW3080, JPW3081 and JPW3082)

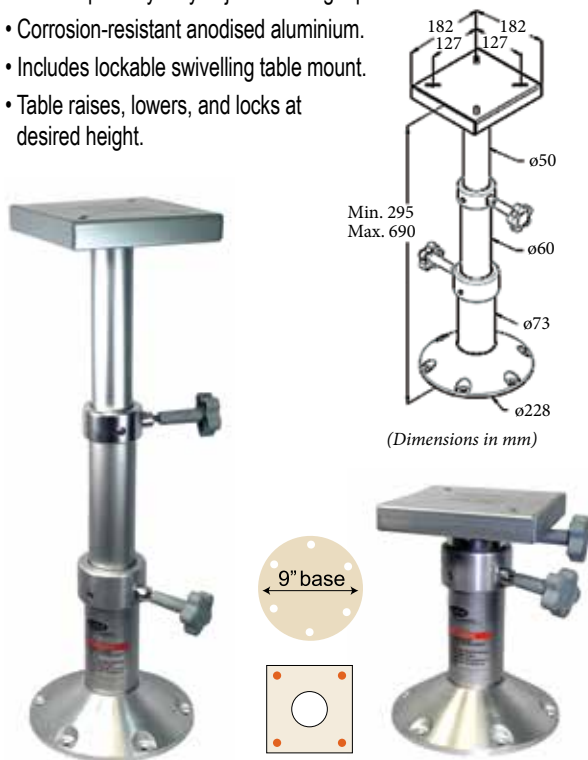


Part No.	Height (mm)	Shaft Dia (mm)	Base Dia (mm)	Top Dia (mm)
JPW3072	500 - 700	50 / 60	180	170
JPW3076	Spare threaded base plate			

### Manual Adjustable Height Table Pedestal

Three-step heavy duty adjustable height pedestal.

- Corrosion-resistant anodised aluminium.
- Includes lockable swivelling table mount.
- Table raises, lowers, and locks at desired height.

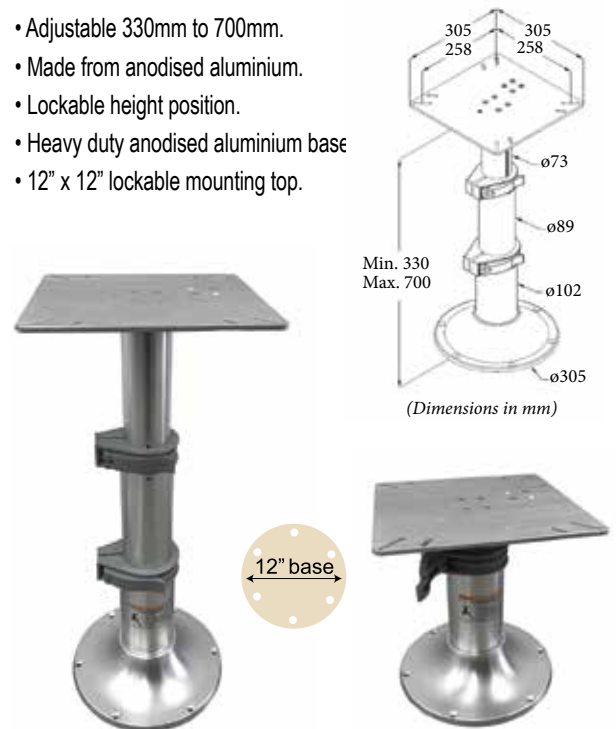


Part No.	Min Height (mm)	Max Height (mm)	Base Diameter (mm)
JPW3075	295	690	228

### Gas Adjustable Height Table Pedestal

Three-stage gas-powered adjustable table pedestal ideal for table-bed conversions.

- Adjustable 330mm to 700mm.
- Made from anodised aluminium.
- Lockable height position.
- Heavy duty anodised aluminium base
- 12" x 12" lockable mounting top.



Part No.	Min Height (mm)	Max Height (mm)	Base Diameter (mm)
JPW3073	330	770	305



### Portable Camping Table with Sink and Faucet

Multi-purpose portable table, perfect for boating, fishing, camping or in the back yard. Features an in-built sink with removable water faucet & drainage hose.

- Made from High Density Polyethylene (HDPE5502).
- Connect the tap up to a standard garden hose to provide freshwater.
- Easily empty the sink into a bucket or flood drain via the drain hose.
- Sturdy frame with foldable legs that folds flat under table top.
- Includes tap, hose, drain hose, rubber drain plug and required fittings.



Part No.	Overall L x W x H (mm)	Sink L x W x H (mm)
JPW3636	1150 x 590 x 860	400 x 270 x 65

### Plastic Table Tops - White

Lightweight table top constructed of high quality UV-stabilised injection moulded plastic, designed for the marine and caravan market.

- Includes 4x moulded recessed cup holders with drainage holes.
- Secure to pedestal with 6.3mm self tapper screws (not included).
- Three shapes available: round, oval or rectangle barrel.
- Suits table pedestals JPW3070, JPW3072 and JPW3066.



Part No.	Shape	Dimensions L x W x H (mm)
JPW3080	Round	610 x 610 x 40
JPW3081	Oval	460 x 760 x 40
JPW3082	Barrel	460 x 760 x 40



# HOW TO ORDER

Select products from the catalogue or through our website using the product categories or search function. Make note of the part numbers to facilitate ordering.

## ONLINE



Login to our website  
with your customer username & password.

[www.jpwmarine.com.au](http://www.jpwmarine.com.au)

If you know our product codes, use the  
'Quick Order' form for a speedy checkout.

## PHONE




Call us during standard  
Western Australian business hours on

**(08) 6253 3000**

to place order by phone.

## EMAIL



Email your order to

[orders@jpwmarine.com.au](mailto:orders@jpwmarine.com.au)



# JPW MARINE

WHOLESALE MARINE SPECIALISTS