

HATCHES & PORTLIGHTS 06

HATCHES

Low Profile Extruded Hatches	6.02
High Profile Extruded Hatches	6.03
Low Profile Extruded Round Hatches	6.04
Low Profile Extruded Trapezoid Hatches	6.04
Low Profile Moulded 900 Series Hatches	6.05
Trim Rings	6.06
Insect Screens	6.07
Hinges	6.07
Handles & Mushroom Caps	6.06
Riser Arms.....	6.09
Gasket Seals.....	6.09
Seabreeze Shade Screens	6.09
Hatch with Sliding Roof	6.10
Cast Commercial Hatches	6.11
Cast Commercial Inspection Hatches	6.12
Tread Plate Aluminium Access Hatches.....	6.13

PORTLIGHTS

2000 Series Rectangle Aluminium Portlights	6.14
Gray Series Rectangle Portlights	6.15
Grey Series Elliptical Portlights	6.16
Flagship Elliptical Portlight	6.17
Classic Stainless Steel Elliptical Portlights	6.17

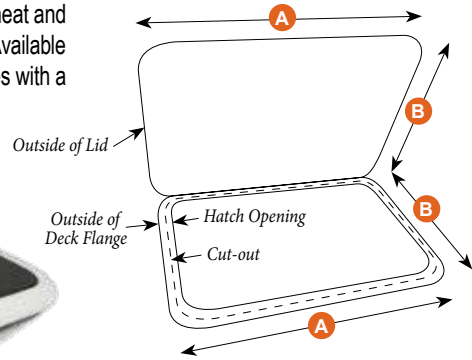




Bomar Low Profile Extruded Hatches

Low Profile "NIBO" hatches feature heavy duty hinges, and snag-free opening to produce a neat and functional hatch. This design is favoured and chosen by many major boat builders worldwide. Available in a choice of clear anodised, or white powder-coated, heavy duty extruded aluminium frames with a tough smoke acrylic pane to assure privacy while still allowing in plenty of light.

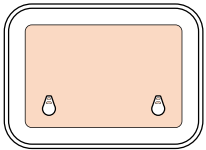
- Twist lock adjustable riser arms keep the hatch open from 0° to 90°.
- "P series" lid style with internal hinges.
- Internal/external closing handles.
- 25mm deep internal flange.
- Insect screens and internal trim mouldings sold separately.



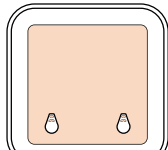
Aluminium Silver Trim



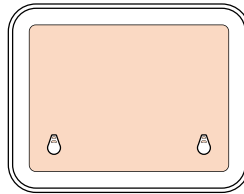
White Powder Coated Trim



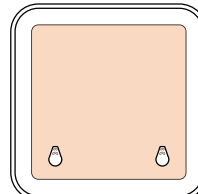
JPW170800 / JPW170801



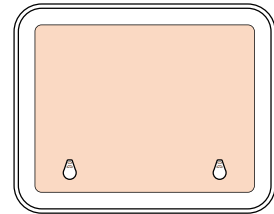
JPW170802 / JPW170803



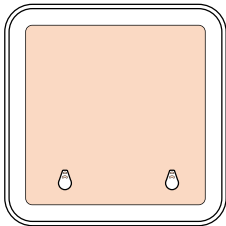
JPW170806 / JPW170807



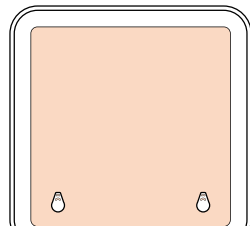
JPW170808 / JPW170809



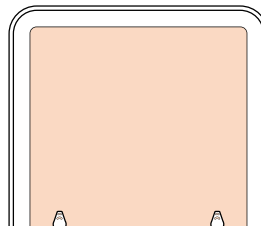
JPW170810 / JPW170811



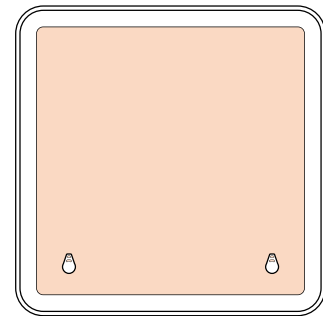
JPW170814 / JPW170815



JPW170816 / JPW170817



JPW170818 / JPW170819



JPW170822 / JPW170823

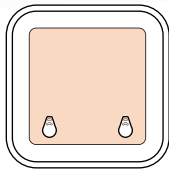
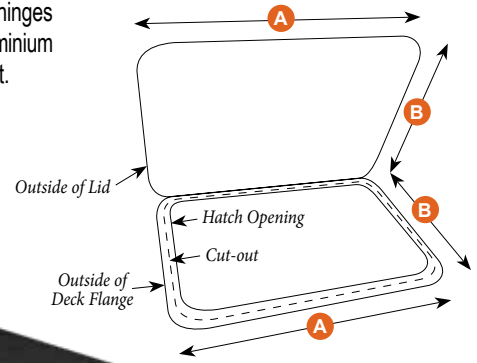
JPW Part No.		Bomar Code	Cut Out Size A x B (mm)	Outside of Deck Flange A x B (mm)	Outside of Lid A x B (mm)	Hatch Opening A x B (mm)	Lens Thickness (mm)
Silver	White						
JPW170800	JPW170801	N1011-10P	365 x 232	406 x 273	433 x 300	337 x 203	6
JPW170802	JPW170803	N1000-10P	273 x 273	314 x 314	341 x 341	244 x 244	6
JPW170806	JPW170807	N1029-10PX	470 x 340	511 x 381	538 x 408	441 x 311	9
JPW170808	JPW170809	N1060-10PX	359 x 359	400 x 400	427 x 427	300 x 300	9
JPW170810	JPW170811	N1040-10PX	519 x 391	560 x 432	587 x 459	491 x 362	9
JPW170814	JPW170815	N1070-10PX	421 x 421	462 x 462	489 x 489	392 x 392	9
JPW170816	JPW170817	N1080-10PX	470 x 470	511 x 511	538 x 538	441 x 441	9
JPW170818	JPW170819	N1039-10PX	513 x 513	554 x 554	581 x 581	484 x 484	9
JPW170822	JPW170823	N1049-10PX	638 x 638	679 x 679	706 x 706	610 x 610	9



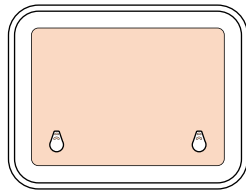
Bomar High Profile Extruded Hatches - 2000 Series

The Bomar High Profile hatch range is chosen and favoured by many major boat builders throughout the world. Traditional style deck hatch with heavy duty extra high sealing lip frame, heavy duty hinges and snag-free opening. Available in a choice of clear or black anodised heavy duty extruded aluminium frames with a tough smoke acrylic pane to assure privacy while still allowing in plenty of light.

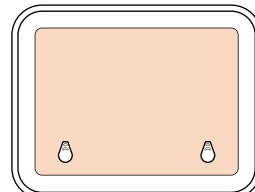
- Twist lock adjustable riser arms keep the hatch open from 0° to 90°.
- Insect screens and internal trim mouldings sold separately.
- Internal/external closing handles.
- 45mm height above deck finish.
- 25mm deep internal flange.



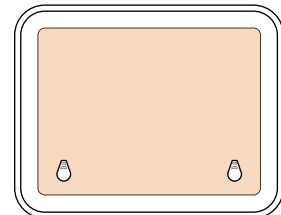
JPW170872 / 170873



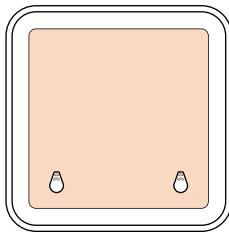
JPW170874



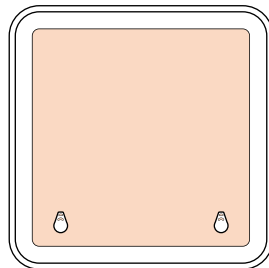
JPW170876



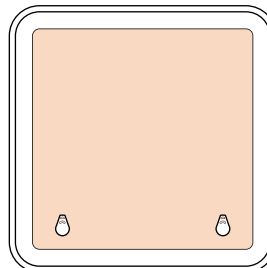
JPW170880



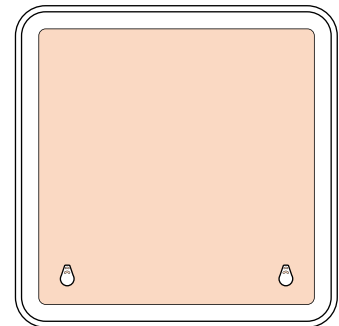
JPW170884 / JPW170885



JPW170894



JPW170888 / JPW170889



JPW170892 / JPW170893

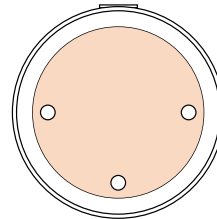
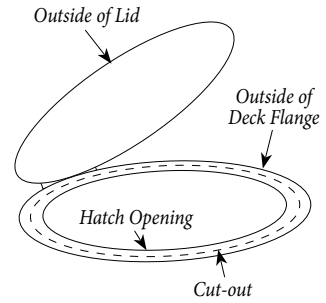
JPW Part No.		Bomar Code	Cut Out Size A x B (mm)	Outside of Deck Flange A x B (mm)	Outside of Lid A x B (mm)	Hatch Opening A x B (mm)	Lens Thickness (mm)
Silver	Black						
JPW170872	JPW170873	N2000-10A	273 x 273	314 x 314	318 x 318	244 x 244	9
JPW170874	-	N2028-10A	449 x 324	491 x 365	495 x 367	421 x 295	9
JPW170876	-	N2029-10A	470 x 340	381 x 511	389 x 519	311 x 441	9
JPW170880	-	N2040-10A	519 x 391	432 x 560	435 x 564	362 x 491	9
JPW170884	JPW170885	N2070-10A	421 x 421	460 x 460	464 x 464	391 x 391	9
JPW170894	-	N2086-10A	508 x 508	549 x 549	552 x 552	495 x 495	9
JPW170888	JPW170889	N2039-10A	513 x 513	556 x 556	559 x 559	486 x 486	9
JPW170892	JPW170893	N2049-10A	638 x 638	679 x 679	687 x 687	610 x 610	9



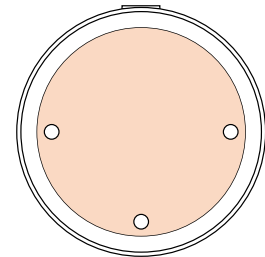
Bomar Low Profile Extruded Round Hatches

Low Profile "NIBO" round hatch design features heavy duty hinges and a snag-free opening to produce a neat and functional hatch. They have a clear anodised, heavy duty extruded silver aluminium frame with a tough smoke acrylic pane to assure privacy while still allowing in plenty of light.

- Twist lock adjustable riser arms to keep the hatch open from 0° to 90°.
- Insect screens and internal trim mouldings sold separately.
- Internal/external closing handles.
- 25mm deep internal flange.



JPW170896



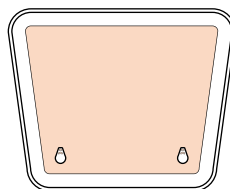
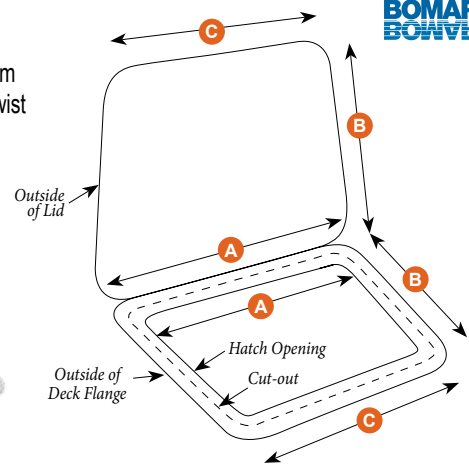
JPW170898

JPW Part No.	Bomar Code	Cut Out Diameter (mm)	Outside of Deck Flange (mm)	Outside of Lid (mm)	Hatch Opening (mm)	Lens Thickness (mm)
JPW170896	N1170	ø 421	ø 462	ø 484	ø 392	9
JPW170898	N1139	ø 516	ø 557	ø 581	ø 487	9

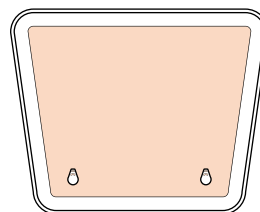
Bomar Low Profile Extruded Trapezoid Hatches

The trapezoid shape hatch is a very common hatch on small boats, used to gain access from the cabin to the bow. Low-profile design with heavy duty hinges, a snag-free opening and twist lock adjustable riser arms keep the hatch open from 0° to 90°.

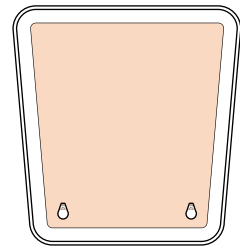
- Internal/external closing handles.
- 25mm deep internal flange.
- Cut out radius: 43mm / Outside radius: 73mm
- Internal trim mouldings sold separately.



JPW170824 / JPW170825



JPW170826 / JPW170827



JPW170828 / JPW170829

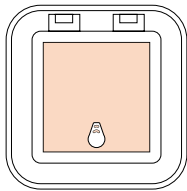
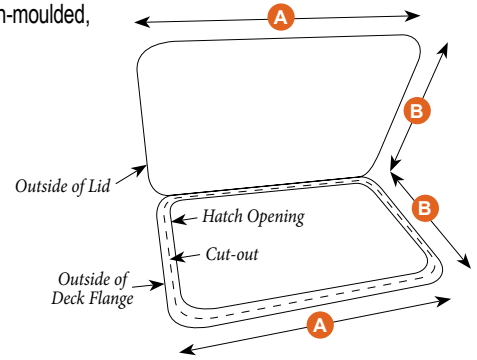
JPW Part No.		Bomar Code	Cut Out Size A x B x C (mm)	Outside of Deck Flange A x B (mm)	Outside of Lid A x B x C (mm)	Hatch Opening A x B x C (mm)	Lens Thickness (mm)
Silver	White						
JPW170824	JPW170825	N1090-10PX	559 x 422 x 440	600 x 464	622 x 489 x 510	530 x 394 x 410	9
JPW170826	JPW170827	N1094-10PX	645 x 489 x 508	686 x 530	713 x 557 x 578	616 x 460 x 478	9
JPW170828	JPW170829	N1017-10PX	565 x 589 x 455	606 x 630	624 x 659 x 525	537 x 560 x 425	9



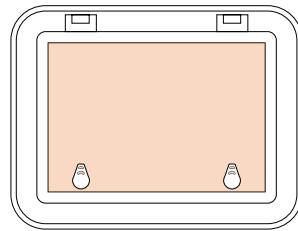
Bomar Low Profile Moulded 900 Series Hatches

Also known as Gray Hatch, these hatches have a high-impact resin moulded frame and injection-moulded, super tough, polycarbonate lens with a smoke finish.

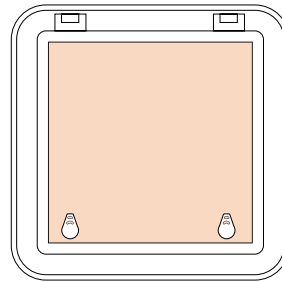
- Twist lock adjustable arms keep the hatch open.
- Internal/external closing handles.
- 32mm corner radius.
- 30mm deep internal flange.
- Insect screens and internal trim mouldings sold separately.



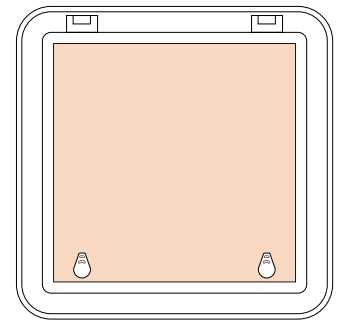
JPW170750 / JPW170751



JPW170752 / JPW170753



JPW170754 / JPW170755



JPW170756 / JPW170758

JPW Part No.		Bomar Code	Cut Out Size A x B (mm)	Outside of Deck Flange A x B (mm)	Outside of Lid A x B (mm)	Hatch Opening A x B (mm)	Cut Out Radius (mm)	Opening Angle
Black	White							
JPW170750	JPW170751	G910	241 x 241	292 x 292	300 x 306	225 x 225	32	90°
JPW170752	JPW170753	G927	454 x 327	505 x 378	518 x 384	445 x 318	43	140°
JPW170754	JPW170755	G966	428 x 428	480 x 480	486 x 492	414 x 414	43	140°
JPW170756	JPW170758	G995	501 x 501	556 x 556	567 x 560	489 x 489	43	140°





Bomar Hatch Trim Rings for Low Profile and High Profile Rectangular Hatches

Manufactured to suit the range of Bomar Low Profile Extruded Deck Hatches and High Profile 2000 Series hatches, these trims complete a clean cabin interior and hide any joins or cracks.

- Available in either black or off-white.
- Available with different spigot heights.

JPW Part No.				Bomar Code	Suits Hatch Cut-out Size A x B (mm)
Black 1"	Black 2.75"	Off White 1"	Off White 2.75"		
JPW170830S	JPW170830	JPW170831S	JPW170831	NT2011	365 x 232
-	-	JPW170833S	JPW170833	NT2000	273 x 273
-	-	-	JPW170832 (2")	NT2028	449 x 324
JPW170836S	JPW170836	JPW170837S	JPW170837	NT2029	470 x 340
JPW170838S	JPW170838	JPW170839S	JPW170839	NT2060	359 x 359
JPW170840S	JPW170840	JPW170841S	JPW170841	NT2040	519 x 391
-	-	JPW170845S	JPW170845 (2.25")	NT2070	421 x 421
-	-	-	JPW170847	NT2080	470 x 470
-	-	JPW170849S	JPW170849	NT2039	513 x 513
JPW170852S	JPW170852	JPW170853S	JPW170853	NT2049	638 x 638



1" Spigot height



2.75" Spigot height



Bomar Hatch Trim Rings for Low Profile Round Hatches

Manufactured to suit the range of Bomar Low Profile Extruded Round Deck Hatches to complete a clean cabin interior and hide any joins or cracks.

- Available in off-white.
- Available with 1" or 2.75" spigot heights.

JPW Part No.		Bomar Code	Suits Hatch Cut-out Size (mm)
Off White 1"	Off White 2.75"		
JPW170858S	JPW170858	NT1170	ø 421
JPW170859S	JPW170859	NT1139	ø 516



1" Spigot height



2.75" Spigot height



Bomar Hatch Trim Rings for Low Profile Trapezoid Hatches

Complete a clean cabin interior and hide any joins or cracks.

- Available in off-white.
- Available with 1" or 2.75" spigot heights.

JPW Part No.		Bomar Code	Suits Hatch Cut-out Size A x B x C (mm)
Off White 1"	Off White 2.75"		
JPW170855S	JPW170855	NT2090	559 x 422 x 440
JPW170857S	JPW170857	NT1094	645 x 489 x 508



1" Spigot height



2.75" Spigot height



Bomar Hatch Trim Ring for Moulded 900 Series Hatches

Complete a clean cabin interior and hide any joins or cracks, made from moulded, super tough polycarbonate.

JPW Part No.		Bomar Code	Suits Hatch Cut-out Size A x B (mm)
Black	White		
JPW170760	JPW170761	GT910	241 x 241
JPW170762	JPW170763	GT927	454 x 327
JPW170764	JPW170765	GT966	428 x 428
JPW170766	JPW170767	GT995	501 x 501





Bomar Hatch Insect Screens for Low and High Profile Rectangular Hatches

Manufactured to suit the range of Bomar Low Profile and High Profile hatches, these sewn screens provide plenty of light and ventilation, whilst keeping insects out.

- Must be purchased with a Bomar Trim Ring above for correct installation.

JPW Part No.	Bomar Code	Overall Size A x B (mm)
JPW170920	NS2011-EX	387 x 256
JPW170921	NS2000-EX	297 x 297
JPW170922	NS2029-EX	495 x 362
JPW170923	NS2060-EX	385 x 385
JPW170924	NS2040-EX	551 x 406
JPW170925	NS2070-EX	446 x 446
JPW170926	NS2039-EX	535 x 535
JPW170927	NS2049-EX	662 x 662




Requires trim rings with toggles to lock into place (sold separately - see previous page)

Bomar Hatch Insect Screens for Low Profile Round Hatches

These sewn screens provide plenty of light and ventilation, whilst keeping insects out.

- Must be purchased with a Bomar Trim Ring above for correct installation.

JPW Part No.	Bomar Code	Overall Size (mm)
JPW170928	NS1170-EX	ø 440
JPW170929	NS1139-EX	ø 526



Bomar Hatch Insect Screens for Moulded 900 Series Hatches

Manufactured to suit the range of Bomar 900 Series hatches, these sewn screens provide plenty of light and ventilation, whilst keeping insects out.

- Screens will not fit in hatches with trim rings already installed.


JPW Part No.		Bomar Code	Overall Size A x B (mm)
Black	White		
JPW170792	JPW170793	GS910	232 x 232
JPW170794	JPW170795	GS927	445 x 318
JPW170796	JPW170797	GS966	419 x 419
JPW170798	JPW170799	GS995	490 x 490



Bomar Hatch Hinges Spares

Replacement hinge to suit the Low Profile and High Profile range of hatches.

- 89mm hinge can be use on either side of the hatch.
- 53mm hinge is either a left or right side hatch hinge.
- Supplied with fixing screws.



JPW Part No.	Bomar Code	Suits Hatch Type	Length A (mm)	Side	Type	Colour
JPW170905	P2000-117	Low Profile	89	Left / Right	Internal	Black
JPW170906	P2000-116	Low Profile	89	Left / Right	Internal	White
JPW170909	P2000-119-L	Low Profile	53	Left	Internal	Black
JPW170910	P2000-119-R	Low Profile	53	Left	Internal	White
JPW170931	P2000-20-1	High Profile	76	Left / Right	External	Silver Aluminium
JPW170932	P2000-44	High Profile	101	Left / Right	External	Silver Aluminium





Bomar Hatch Handle Spares

Replacement handles to suit the Low Profile, High Profile and Moulded 900 Series hatches. Available as complete assemblies with internal handle and external cap or internal handle only, see below for external mushroom caps.

To identify which handle you require, look at the hatch from with the hinges furthest from you.



JPW Part No.	Bomar Code	Suits Hatch Type	Side	Assembly Type	Locking
JPW170867	P2000-84-R	Low & High Profile	Right	Complete	No
JPW170865	P2000-84-L	Low & High Profile	Left	Complete	No
JPW170861	P2000-53	Low & High Profile	Right	Complete with Stay Bracket	Yes
JPW170862	P2000-52	Low & High Profile	Left	Complete with Stay Bracket	Yes
JPW170915	GP911-02	900 Series	Right	Internal Handle only	No
JPW170914	GP911-01	900 Series	Left	Internal Handle only	No
JPW170790H	P2000-19-R	Low & High Profile	Right	Internal Handle only	No
JPW170791H	P2000-19-L	Low & High Profile	Left	Internal Handle only	No
JPW170919H	GP911-06-IO-R	Low & High Profile, 900 Series	Right	Internal Handle only	Yes
JPW170918H	GP911-05-IO-L	Low & High Profile, 900 Series	Left	Internal Handle only	Yes
JPW170790	P2000-19-R	Low & High Profile	Right	Complete	No
JPW170791	P2000-19-L	Low & High Profile	Left	Complete	No
JPW170916	P2000-18-R	Low & High Profile	Right	Complete	Yes
JPW170917	P2000-18-L	Low & High Profile	Left	Complete	Yes
JPW170919	GP911-06-IO-R	900 Series	Right	Complete	Yes
JPW170918	GP911-05-IO-L	900 Series	Left	Complete	Yes
JPW170903	P2000-18-RA	Low & High Profile	Right	Complete with Stay Bracket	Yes
JPW170904	P2000-18-LA	Low & High Profile	Left	Complete with Stay Bracket	Yes

Bomar Hatch Mushroom Cap Spares

Replacement top cap (mushroom cap) fits on the outside of the hatch.

- Suits Low Profile, High Profile and Moulded 900 Series hatches.

JPW Part No.	Bomar Code	Colour	Type
JPW170864	P2000-27	Black	Flat top with square shaft
JPW170868	P2000-86	Black	Round with O-ring
JPW170912	P2000-96W	White	Contoured with O-ring
JPW170913	P2000-96	Black	Contoured with O-ring



Replacement Riser Arms Bomar Hatches

• Riser arms for Round hatches are always right hand sided.

To identify which riser arm you require, look at the hatch from with the hinges furthest from you.

JPW Part No.	Bomar Code	Suits Hatch Type	Side	Length (in)
JPW170901	P2000-75-1170A	Round	Right	12.5
JPW170902	P2000-75-12273 R-1	Round	Right	13
JPW170667	P2000-75-1139P-M	Round	Right	15.25
JPW170899	P2000-75-12204 R-1	Round	Right	15.25
JPW170869	P2000-75-16	Rectangular	Right	16
JPW170870	P2000-76-16	Rectangular	Left	16
JPW170660	P2000-75-17	Rectangular	Right	17
JPW170661	P2000-76-17	Rectangular	Left	17

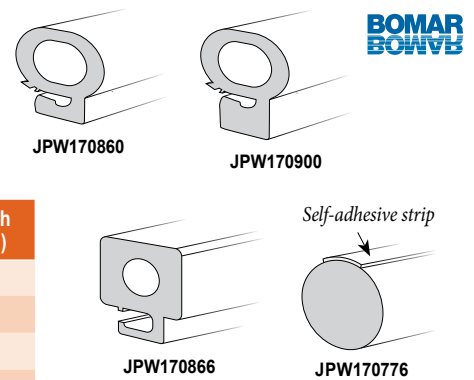


Replacement Gasket Seals for Bomar Hatches

Black rubber gasket for Low Profile, High Profile and Moulded 900 Series hatches.

• Sold per foot.

JPW Part No.	Bomar Code	Suits Hatch Type	Suits Hatch Lens (mm)
JPW170860	P2000-25	Low Profile Rectangular, Round & Trapezoid	9
JPW170900	P2000-09	Low Profile Rectangular	6
JPW170866	P2000-26	High Profile 2000 Series	9
JPW170776	P100-52	Moulded 900 Series	all models



Bomar Seabreeze Shade Screens

This sun shade and insect screen solution is designed to compliment the interior of modern boats. Blocks both sun and insects, or open just the shade to let in the breeze while keeping insects out.


- Simple installation with four screws attaching the screen directly under the hatch - no need for additional finishing trims.
- In-built track system allows the shade and screen to roll evenly.
- Flush mount or surface mount.
- **JPW170940:** Replacement 2" trim ring kit (cut to required size).



Surface Mount



Flush Mount



JPW Part No.	Bomar Code	Mount Type	Fits Bomar Hatch Codes	Suits Hatch Cut-out Size A x B (mm)	Overall Size A x B (mm)
JPW170943	GSB2028	Surface Mount	N1028 & N2028	449 x 324	565 x 445
JPW170945	GSB2086	Surface Mount	N1086 & N2086	508 x 508	648 x 616
JPW170948	GSB2029	Surface Mount	N1029 & N2029	470 x 340	577 x 478
JPW170942	GSB1029	Flush Mount	N1029 & N2029	470 x 340	577 x 478
JPW170949	GSB2039	Surface Mount	N1039 & N2039	513 x 513	652 x 620
JPW170946	GSB1039	Flush Mount	N1039 & N2039	513 x 513	652 x 620
JPW170944	GSB1070	Flush Mount	N1070 & N2070	421 x 421	560 x 529



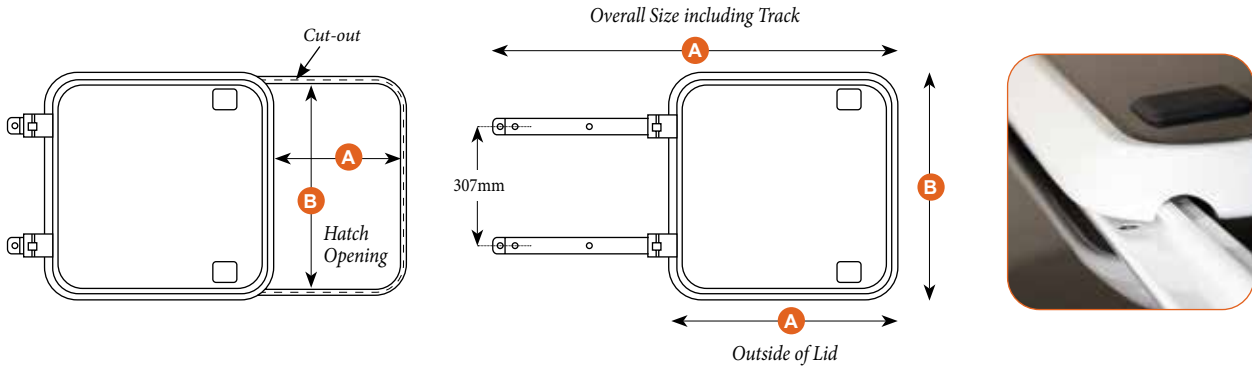
Bomar Hatch with Sliding Roof

This hatch has the durability of the popular extruded hatches with incorporating a new sliding factor. It features a venting position, which allows air to be scooped into cabin or console space without opening the hatch. The 4-point rail system provides smooth, quiet sliding one handed operation.

- Adjustability - can be secured at any opened position.
- Anodized aluminium frame.
- Heavy-duty tinted acrylic lens.



JPW170956



JPW170957
Open



JPW170957
Half Closed



JPW170957
Closed

JPW Part No.		Bomar Code	Cut Out Size A x B (mm)	Outside of Deck Flange A x B (mm)	Outside of Lid A x B (mm)	Hatch Opening A x B (mm)	Overall Size including track A x B (mm)
Silver	White						
JPW170956	JPW170957	N1486	510 x 510	556 x 556	581 x 581	308 x 486	1030 x 581

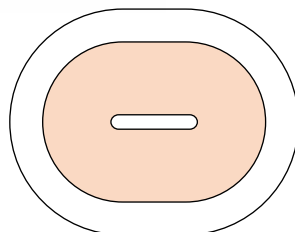
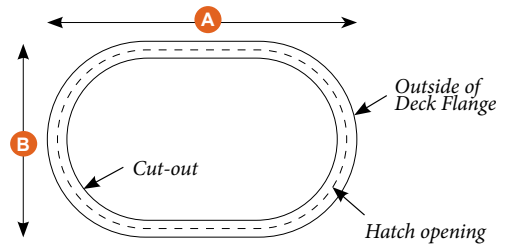




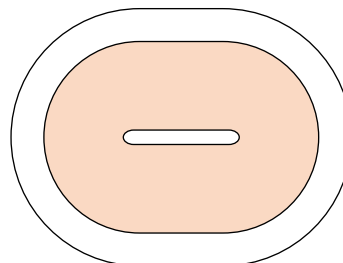
Bomar Cast Watertight Commercial Hatches - Non-Hinged

Bomar Commercial Grade Series oval hatches are made from cast aluminium and are water-tight commercial quality that can be flush mounted to the deck.

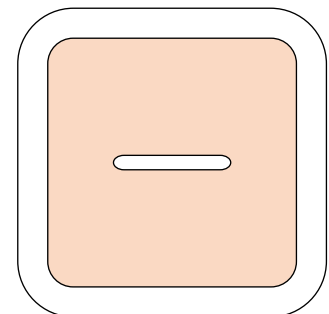
- Non-hinged for easy removal of lid with internal and external opening.
- 1/4" height off mounting surface.
- Stainless steel T-handle.
- Steel ring available.
- Cast Almag-35.



JPW174390



JPW174394



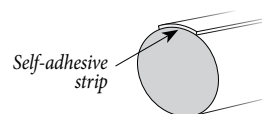
JPW174395

JPW Part No.	Bomar Code	Shape	Opening A x B (mm)	Cut-Out A x B (mm)	O.D. of Deck Flange (mm)	Extends Below Deck (mm)
JPW174390	C41218	Oval	310 x 464	380 x 534	475 x 629	143
JPW174394	C41524	Oval	380 x 610	450 x 680	552 x 756	127
JPW174395	C42424	Square	610 x 610	685 x 685	787 x 787	185

Replacement Gasket Seal for Cast Watertight Commercial Hatch

- Replacement gasket is sold per foot.

JPW Part No.	Bomar Code	Description
JPW170775	P100-53	Round Gasket Seal

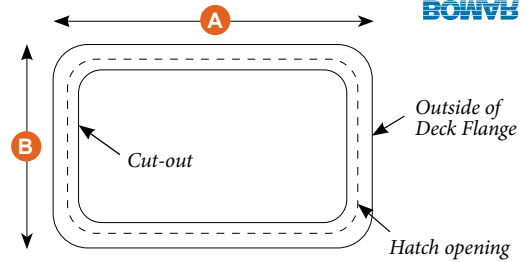




Bomar Cast Commercial Inspection Hatches

Bomar Commercial Grade Series low-profile rectangular-shaped hatches are made from cast aluminium and feature a thick watertight seal. This hatch is used by major boat builders around the world.

- Non skid surface with locking T-handles.
- Removable lid for easy access.
- Cast Almag-35.
- Optional powder coating available.
- Extends 13mm below deck.
- Plate thickness: 6mm



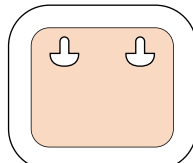
External view



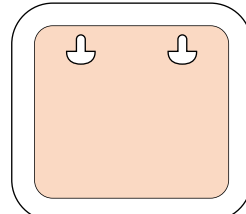
Internal view



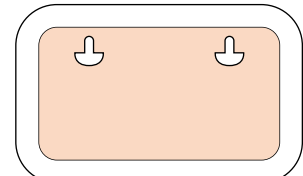
Thick watertight seal



JPW174396



JPW174398



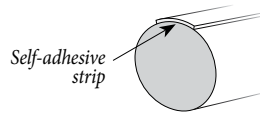
JPW174400

JPW Part No.	Bomar Code	Opening A x B (mm)	Cut-Out A x B (mm)	O.D. of Deck Flange (mm)
JPW174396	C41812	282 x 224	327 x 273	389 x 335
JPW174398	C41416	400 x 344	448 x 398	511 x 460
JPW174400	C41020	489 x 256	533 x 304	621 x 367

Replacement Gasket Seal for Cast Commercial Inspection Hatches

- Replacement gasket is sold per foot.

JPW Part No.	Bomar Code	Description
JPW170777	P100-51	Round Gasket Seal







Bomar Tread Plate Aluminium Access Hatches

Bomar Access Hatches are made with a high quality, anodised aluminium tread plate cover with 316-grade stainless steel hardware. All dog fasteners are recessed into the hatch cover so chains, cables or rope will not snag on them. A multiple point loading gasket profile will resist leakage even under dynamic water pressures. The return bend in the frame profile will stop over-compression of the gasket if heavy loads are placed on the hatch cover.

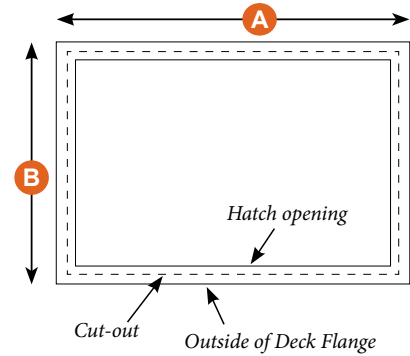
- 5 bar, marine-grade, anodised aluminium tread plate cover and welded aluminium frame.
- 316-grade stainless steel dog fastener with Delrin bushing for smooth operation
- 316-grade stainless steel flush 'D' handle and hex drive tool handle.
- BUNA-N 'O'-ring approved for use in petroleum and chemical environments.
- Multiple point loading gasket profile.
- **JPW171715:** Opening Key for Access Hatch Aluminium Tread Plate (sold separately)



JPW171715
Spare Access
Hatch Key



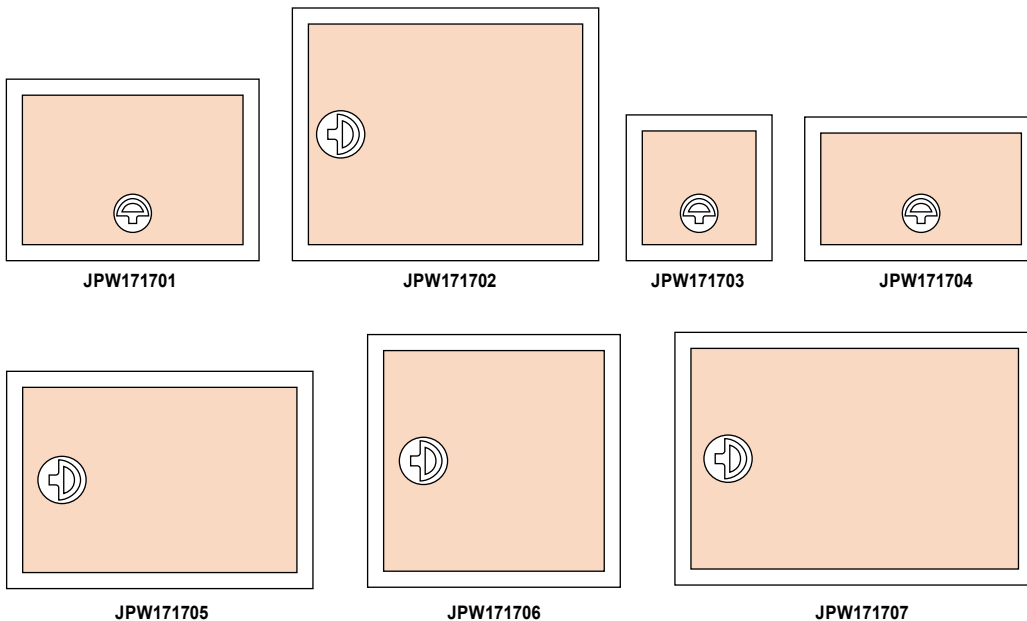
Optional on request: Heavy 12-gauge 316-grade stainless steel fully welded frame



External view



Internal view



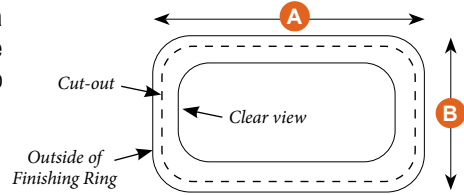
JPW Part No.	Bomar Code	Opening A x B (mm)	Cut-Out A x B (mm)	O.D. of Deck Flange A x B (mm)
JPW171701	N40127	565 x 362	622 x 419	677 x 474
JPW171702	N40128	717 x 565	774 x 622	830 x 677
JPW171703	N40129	260 x 260	317 x 317	372 x 372
JPW171704	N40130	508 x 254	565 x 311	620 x 366
JPW171705	N40131	717 x 463	774 x 520	830 x 576
JPW171706	N40132	565 x 565	622 x 622	677 x 677
JPW171707	N40133	870 x 565	927 x 622	982 x 677



Bomar 2000 Series Rectangle Aluminium Portlights

Bomar 2000 Series rectangular portlights are made from extruded aluminium and include a smoked acrylic lens, insect screen and trim. The multiple quick action clamps help secure the lens against the seal to create a water-tight closure. There are no external visible screws to install and are available in either silver anodised aluminium or black powder coated.

- Hull thickness: from 6mm to 36mm.
- Heavy duty extruded aluminium frames.
- Tough acrylic smoked lens.
- Complete with trim ring and screen.
- No visible exterior screws.
- Adjustable quick dogs.



JPW171559
Fixed Portlight Internal view



External view - Black



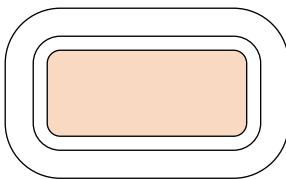
Internal view - Black




External view - Silver



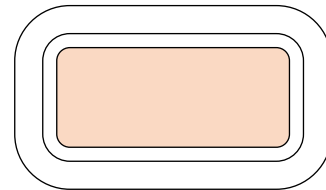
Internal view - Silver



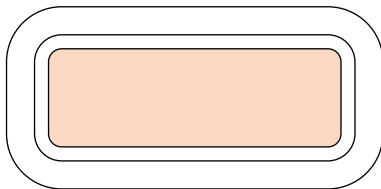
JPW171550 / JPW171551



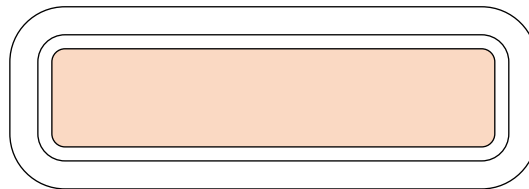
JPW171552 / JPW171553



JPW171559 / JPW171560



JPW171556 / JPW171557



JPW171558

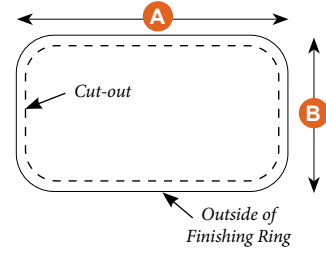
JPW Part No.		Bomar Code	Portlight Type	Clear View A x B (mm)	Cut-Out A x B (mm)	O.D of Finishing Ring A x B (mm)
Silver	Black					
JPW171550	JPW171551	NC2410	Opening	243 x 94	305 x 156	329 x 179
JPW171552	JPW171553	NC2414	Opening	343 x 94	405 x 156	429 x 179
-	JPW171559	NC2512-BSA	Fixed	287 x 111	349 x 173	373 x 197
JPW171560	-	NC2512	Opening	287 x 111	349 x 173	373 x 197
JPW171556	JPW171557	NC2515	Opening	367 x 110	429 x 171	452 x 195
JPW171558	-	NC2523	Opening	565 x 110	627 x 171	651 x 195



Bomar Gray Series Rectangle Portlights - Opening

The Bomar Gray Series opening rectangular portlight range provides a neat and functional portlight as chosen by many boat builders from around the world. Friction hinges will hold the port window open at any chosen position.

- Available in a black or white frame, with a clear pane and removable screen.
- Clear lens and large viewing area.
- Adjustable quick action locking knobs.
- Watertight seal when closed.
- Complete with trim ring and screen.



External view - Black



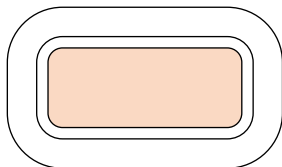
Internal view - Black



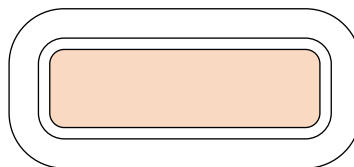
External view - White



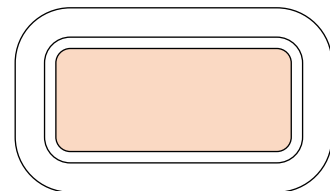
Internal view - White



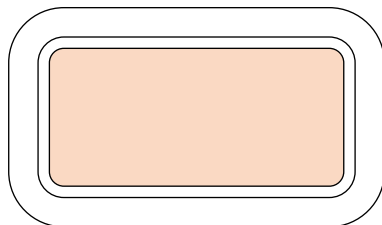
JPW171452 / JPW171453



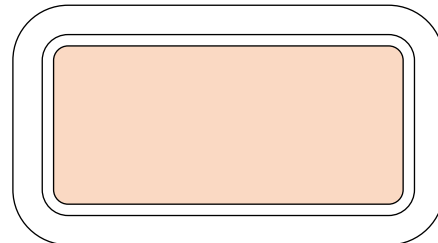
JPW171454 / JPW171455



JPW171458 / JPW171459



JPW171460 / JPW171461



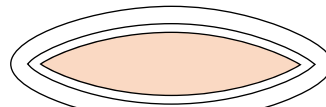
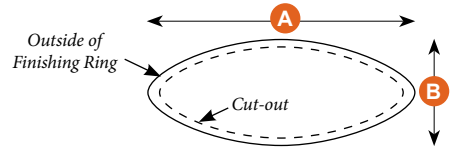
JPW171462 / JPW171463

JPW Part No.		Bomar Code	Cut-Out A x B (mm)	O.D of Finishing Ring A x B (mm)	Spigot Length (mm)
Black	White				
JPW171452	JPW171453	G410-A	265 x 117	318 x 167	49
JPW171454	JPW171455	G414-A	368 x 114	419 x 165	48
JPW171458	JPW171459	G512-AD	318 x 140	373 x 198	60
JPW171460	JPW171461	G715-AD	394 x 192	451 x 244	48
JPW171462	JPW171463	G818-AD	468 x 216	524 x 271	48

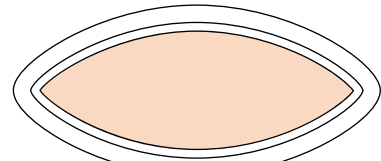
Bomar Gray Series Elliptical Portlights - Opening

Bomar Gray Series opening elliptical portlights are moulded high impact-resistant, UV-stabilised resin. The smoked lens is polycarbonate and comes complete with an insect screen. The friction hinges allow for the portlight to remain open at any chosen position.

- Super tough smoked polycarbonate lens (injection moulded).
- White frame is made from UV-stabilised resin.
- Highly polished 316-grade stainless steel outer trim ring.
- Internal mounting holes.



JPW171521



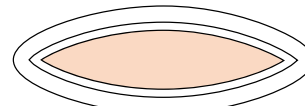

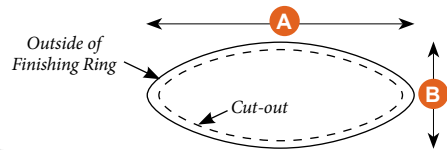
JPW171523

JPW Part No.	Bomar Code	Cut-Out A x B (mm)	O.D of Finishing Ring A x B (mm)	Spigot Length (mm)
JPW171521	G515-28SS	362 x 92	419 x 149	29
JPW171523	G616-28SS	406 x 152	467 x 208	32

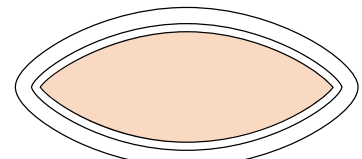
Bomar Gray Series Elliptical Portlights - Fixed

Bomar Gray Series surface mount fixed portlights with polished stainless steel trim ring and smoked acrylic lens. Easy to install and supplied complete in three components.

- Impact resistant UV stabilised smoked acrylic lens.
- Pressed 316-grade stainless steel trim ring.
- External mounting holes.



JPW171530



JPW171534

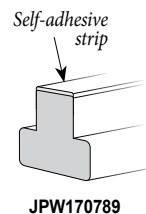
JPW Part No.	Bomar Code	Cut-Out A x B (mm)	O.D of Finishing Ring A x B (mm)	Max Hull Thickness (mm)
JPW171530	G515-1028	356 x 89	397 x 124	13
JPW171534	G616-1028	400 x 146	457 x 197	13

Bomar Spares for Gray Series Portlights

- Replacement gasket is sold per foot.



JPW Part No.	Bomar Code	Description
JPW170789	GP904-09	Gasket Seal
JPW170778	GP901-02B	Tightening Knob (Dog) Black
JPW170779	GP901-02W	Tightening Knob (Dog) White



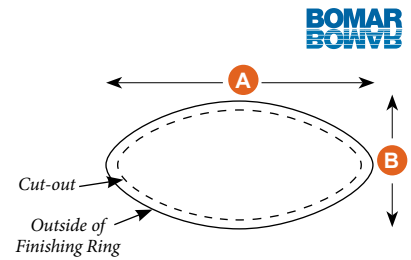
Bomar Moulded Flagship Elliptical Portlight - Opening

These injection moulded portlights are long-lasting, even in harsh and salty climates, with 3/8" tinted acrylic windows, outside polished stainless steel finishing ring and removable insect screen. Features include adjustable quick action dogs and a beveled exterior frame for maximum draining.

- Smoked acrylic lens with polished edges.
- Internal mounting holes.
- No visible exterior screws.
- Friction hinge.



JPW171573
Replacement Latch Toggle



External view



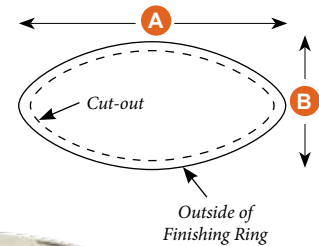
Internal view

JPW Part No.	Bomar Code	Cut-Out A x B (mm)	O.D of Finishing Ring A x B (mm)
JPW171504	G618-28SS	443 x 184	468 x 210

Bomar Classic Stainless Steel Elliptical Portlights - Opening

Bomar Classic Series polished stainless steel portlights with smoked acrylic lens. Features friction hinges that hold the port window open at any chosen position. Complete with outside finishing ring and screen.

- Same sized portlights suitable for different thickness of hulls.
- Smoked acrylic lens.
- Adjustable quick dogs closures.



External view



Internal view


JPW Part No.	Bomar Code	Cut-Out A x B (mm)	O.D of Finishing Ring A x B (mm)	Hull Thickness (mm)
JPW171500	S616MBSS-2	413 x 159	435 x 184	10 - 20
JPW171503	S616MBSS-3	413 x 159	435 x 184	20 - 35

Bomar Spares for Classic Series Portlights

JPW Part No.	Bomar Code	Description
JPW171516	P100-04-RETRO	Gasket Seal Ring and Insect Screen Kit
JPW170781	GS616-18	Insect Screen only
JPW171518	P100-05	Latch Toggle and Screw



JPW171518



JPW171516
Gasket and Screen Kit

JPW170781
Insect screen only

HOW TO ORDER

Select products from the catalogue or through our website using the product categories or search function. Make note of the part numbers to facilitate ordering.

ONLINE



Login to our website
with your customer username & password.

www.jpwmarine.com.au

If you know our product codes, use the
'Quick Order' form for a speedy checkout.

PHONE




Call us during standard
Western Australian business hours on

(08) 6253 3000

to place order by phone.

EMAIL



Email your order to

orders@jpwmarine.com.au



JPW MARINE

WHOLESALE MARINE SPECIALISTS